

MINUTES OF MEETING OF BOARD OF DIRECTORS
APRIL 16, 2026

THE STATE OF TEXAS §
COUNTY OF HARRIS §
HARRIS COUNTY MUNICIPAL UTILITY DISTRICT NO. 132 §

The Board of Directors (the “Board”) of Harris County Municipal Utility District No. 132 (the “District”) met in regular session, open to the public, at the Atascocita Waste Water Treatment Plant, 5003 Atascocita Road, Humble, TX 77346, at 3:00 p.m. on April 16, 2026, whereupon the roll was called of the members of the Board, to-wit:

Tim Stine, President
Michael Whitaker, Vice President
Gregg Mielke, Secretary
Joey Lopez, Assistant Secretary
Clifford “Jody” Jackson, Assistant Secretary

All Directors were present except Director Jackson, thus constituting a quorum. Also attending all or parts of the meeting were Ms. Lina Loaiza of Bob Leared Interests (“Bob Leared”), Tax Assessor and Collector for the District; Mr. Nick Bailey of BGE, Inc. (“BGE”), engineer for the District; Ms. Karrie Kay of Myrtle Cruz, Inc. (“MCI”), bookkeepers for the District; Mr. Allen Jenkins of Inframark (“Inframark”), operator of the District’s facilities; Ms. Kathleen Ellison and Ms. Jane Maher of Norton Rose Fulbright US LLP (“NRF”), attorney for the District; and Mr. Paul Radich of The Radich Law Firm, PLLC (“RLF”), special counsel for the District.

Call to Order. The President called the meeting to order in accordance with notice posted pursuant to law, copies of certificates of posting of which are attached hereto as *Exhibit A*, and the following business was transacted:

1. **Public Comments.** There were no public comments.

2. **Minutes.** Proposed minutes of the meeting of March 19, 2026, previously distributed to the Board, were presented for approval. Upon motion by Director Lopez, seconded by Director Whitaker, after full discussion and the question being put to the Board, the Board voted unanimously to approve the minutes of the meeting of March 19, 2026, as presented.

3. **Review Tax Assessor and Collector’s Report and authorize payment of certain bills.** The President recognized Ms. Loaiza, who presented to and reviewed with the Board the Tax Assessor and Collector’s Report, a copy of which is attached hereto as *Exhibit B*.

Ms. Loaiza reported that as of the meeting date, 97.5% of the District’s 2025 taxes had been collected.

Ms. Loaiza stated that there are 18 checks being presented for Board approval.

Ms. Loaiza presented to and reviewed with the Board the Delinquent Tax Report, a copy of which is attached hereto as *Exhibit C*. She noted that no action is required.

Upon motion by Director Lopez, seconded by Director Mielke, after full discussion and the question being put to the Board, the Board voted unanimously to approve the Tax Assessor and Collector's Report and to authorize payment of check numbers 1593 through 1610 from the Tax Account to the persons, in the amounts, and for the purposes stated in the report.

4. Review Bookkeeper's Report, authorize payment of bills and approve Investment Report. The President recognized Ms. Kay, who presented the Bookkeeper's Report, the Investment Report, and the Deposit Collateral Report, copies of which are attached hereto as *Exhibit D*. Ms. Kay then reviewed the Operating Budget for fiscal year ending May 31, 2026. She noted that on pgs. 4 and 5, the fiscal year to date numbers reflect 10 months of the fiscal year, not nine, as stated. Discussion ensued regarding the SPA revenue on pgs. 6 and 9. She noted that the revenue totals are different as one of the payments was included in the prior fiscal year.

Upon motion by Director Whitaker, seconded by Director Mielke, after full discussion and the question being put to the Board, the Board voted unanimously to accept the Bookkeeper's Report and to authorize payment of check numbers 2411 through 2432 from the Operating Account to the persons, in the amounts, and for the purposes stated therein.

5. Amendment to Bookkeeper's contract. It was the consensus of the Board to defer this item.

6. Approve budget for fiscal year ending May 31, 2027. It was the consensus of the Board to defer this item.

7. Review Operations Report and authorize District maintenance and disconnection of delinquent accounts. The President recognized Mr. Jenkins, who reviewed the Operations Report for March, 2026, a copy of which is attached as *Exhibit E*.

Mr. Jenkins reported a 103% accountability for the period February 24, 2026 through March 25, 2026.

Mr. Jenkins reviewed the Executive Summary, the Major Maintenance Summary for March, and the delinquencies. He reported that 161 letters were mailed on March 9, 2026. He stated that 65 delinquent tags were hung on March 23, 2026 and that 13 accounts were disconnected for non-payment on March 30, 2026.

Mr. Jenkins reviewed the Annual Identity Theft Prevention and Protection Letter, a copy of which is attached to the Operator Report. He stated that for 2025, there were no red flag incidents detected or to be reported.

Mr. Jenkins stated that he would check on the status of the valve survey. Discussion ensued regarding collections.

Upon motion by Director Mielke, seconded by Director Lopez, after full discussion and the question being put to the Board, the Board voted unanimously to approve the Operations Report

and to approve discontinuation of service to delinquent accounts identified in the April 7, 2026 summary who do not settle their delinquency or advise of their intention to appeal.

8. Discuss hurricane preparedness. The President asked Mr. Allen whether Inframark was prepared for hurricane season. Mr. Jenkins discussed Inframark's hurricane preparedness plans. The President asked Board members to let him know if they are going out of town during a hurricane event.

9. Review Engineer's Report, authorize necessary capital projects, authorize capacity commitments, review bids and award construction contracts. The President recognized Mr. Bailey, who presented to and reviewed with the Board the Engineer's Report, a copy of which is attached hereto as *Exhibit F*.

Mr. Bailey reported that the 2026 annual tank inspections will begin this summer. He stated that the galvanized, bolted ground storage tank at Water Plant No. 2 is recommended to be replaced within the next three years.

Mr. Bailey reported on the Waterline Replacement, Phase 5 project, stating that the construction plans are fully approved and BGE is ready to begin the process of advertising for bids once authorized by the Board.

Mr. Bailey reported on the 30" Sanitary Sewer Line along W. Lake Houston Parkway, stating that BGE has Harris County approval of the construction plans for the rehabilitation of the 30-inch gravity sanitary lines along W. Lake Houston Parkway within the District and HCMUD No. 151. He stated that BGE is coordinating with Texas Department of Transportation ("TxDOT") on the permit for crossing FM1960. He noted that BGE is starting to advertise the project for bids this Friday, April 17 and are scheduled to open bids on Tuesday, May 5. He noted that the total estimated cost, including contingencies and engineering, is \$2,098,000. He noted that the District's share is 39.3%, or \$824,514 of the total estimated cost. Discussion ensued regarding the bid form, including the form of contract. Mr. Bailey stated that for the bidding, BGE can place "to be determined" for incentive and disincentive fees, so that they can be negotiated with the winning bidder, and \$2,000 per day for liquidated damages. Discussion ensued regarding plans to minimize traffic impacts.

Mr. Bailey reported on the Sanitary Sewer Line Rehabilitation at Pinehurst Trail Drive and FM 1960, stating that the contractor, Bull-G Construction, LLC, is complete with the work on the project. He presented and recommended approval of Pay Estimate No. 2 and Final in the amount of \$21,552.20. He also presented and recommended approval of Change Order No. 1, which memorializes the change in pipe size from 12" to 10" in diameter.

Mr. Bailey reported on the Lift Station No. 1 Improvements and Rehab, stating that BGE continues to coordinate with Director Whitaker in evaluating the data being captured at the facility. Director Whitaker provided an update.

Mr. Bailey reported on the America's Water Infrastructure Act ("AWIA") 2018 Requirements. He stated that on October 23, 2018, AWIA was signed into law and Section 2013 requires community drinking water systems serving more than 3,300 people to develop a risk and

resilience assessment (“RRA”) and emergency response plan (“ERP”). He reported that BGE prepared the RRA and ERP documents in 2021 and BGE was authorized by the Board to prepare the updates as required by the AWIA. He reported that for water systems serving populations of 3,301 to 49,999, the deadline to update and certify completion of the RRA is June 30, 2026 and the ERP is December 31, 2026.

Mr. Bailey reported on the Atascocita Joint Operations Board meeting. He stated that the board meets next Tuesday. He reported that the belt process replacement project and design plans for the large sanitary sewer rehabilitation project are ongoing.

Upon motion by Director Lopez, seconded by Director Whitaker, after full discussion and the question being put to the Board, the Board voted unanimously to (1) approve the engineer report; (2) approve Pay Estimate No. 2 and Final in the amount of \$21,552.20 for the 10” Sanitary Sewer Rehabilitation at Pinehurst Trail Drive and FM 1960; and (3) approve Change Order No. 1 for 10” Sanitary Sewer Rehabilitation at Pinehurst Trail Drive and FM 1960.

Ms. Ellison presented to and reviewed with the Board the Variable Energy Charge Letter from Stuckey’s, a copy of which is attached hereto as *Exhibit G*. It was the consensus of the Board to defer this item. The President noted there is a error on the letter that needs to be corrected.

10. Discuss and take action in connection with District’s flood mitigation plan for Golf Villas and Pinehurst Trail Drive in partnership with Harris County Precinct 3, including moving forward to acquire necessary easements, and take any action regarding acquisition of reserves in Golf Villas. The President recognized Mr. Bailey, who reported on the Golf Villas and Pinehurst Trail Drive Drainage, stating that BGE is now addressing agency review comments on the detention pond and storm sewer improvements. He reviewed an updated survey exhibit, a copy of which is attached hereto as *Exhibit H*. He noted that Harris County wouldn’t grant the plat exemption and that the detention facility property would need to be platted. Discussion ensued regarding the listed owner for the plat and whether the platted land could be limited to the detention facility. Mr. Bailey suggested moving forward with getting the three required easements executed by the current golf course owner. He noted that the BGE fee for the platting process is \$28,700, which includes Harris County fees.

Director Whitaker provided an update on the Storm Sewer Easement for Mr. and Mrs. Palombo. He stated that the Palombos have agreed to the easement. Ms. Ellison noted that there is a letter for the Palombos’ mortgage company to be executed by the President, asking them to consent to the easement. Mr. Radich stated there are two easements in condemnation proceedings involving the defunct owner of the common property and the ACIA. He stated that the condemnation was filed as one case and that the Commissioners’ hearing is scheduled for June 9, 2026. He noted that at the May meeting, there should be an agenda item to authorize payment of award.

Upon motion by Director Mielke, seconded by Director Whitaker, after full discussion and the question being put to the Board, the Board voted unanimously to authorize BGE to begin the platting process for the golf course, to submit the easements to the golf course for execution, to move forward with securing the mortgagee’s consent to the Storm Sewer Easement for the Palombos, and to move forward with the condemnation action.

11. Discuss and take action in connection with District communications and website. Director Lopez stated that there is no update.

12. Other director and consultant reports. There were no further reports.

THERE BEING NO FURTHER BUSINESS TO COME BEFORE THE BOARD, the meeting was adjourned.


* * *

The above and foregoing minutes were passed and approved by the Board of Directors on May 21, 2026.



President, Board of Directors

ATTEST:



Secretary, Board of Directors

HARRIS COUNTY MUNICIPAL UTILITY DISTRICT NO. 132
NOTICE

In accordance with chapter 551, Texas Government Code and Section 49.063, Texas Water Code, both as amended, take notice that the Board of Directors of Harris County Municipal Utility District No. 132 will meet in regular session, open to the public, at the **Atascocita Waste Water Treatment Plant, 5003 Atascocita Road, Humble, Texas 77346**, at **3:00 p.m. on Thursday, April 16, 2026**. At this meeting, the Board will consider the following matters:

1. Receive comments from the public (3 minutes maximum per person);
2. Approve minutes of meeting of March 19, 2026;
3. Approve Tax Assessor and Collector's Report and authorize payment of bills;
4. Approve Bookkeeper's Report, authorize payment of bills, review investment report and any necessary changes;
5. Amendment to Bookkeeper's contract;
6. Approve budget for fiscal year ending May 31, 2027;
7. Approve Operations Report, authorize District maintenance, and take any necessary action regarding delinquent accounts, including adjustment or discontinuation of service;
8. Discuss hurricane preparedness;
9. Approve Engineer's Report, authorize necessary capital projects, authorize capacity commitments, review bids and award construction contracts;
10. Discuss and take action in connection with District's flood mitigation plan for Golf Villas and Pinehurst Trail Drive in partnership with Harris County Precinct 3, including moving forward to acquire necessary easements, and take any other action regarding acquisition of reserves in Golf Villas;
11. Discuss and take action in connection with District communications and website;
12. Other director and consultant reports;
and such other matters as may properly come before it.



If, during the course of the meeting covered by this Notice, the Board should determine that a closed or executive session of the Board should be held or is required in relation to any agenda item included in this Notice, then such closed or executive meeting or session, as authorized by the Texas Open Meetings Act, will be held by the Board at the date, hour, and place given in this Notice concerning any and all subjects for any and all purposes permitted by Sections 551.071-551.084 of the Texas Government Code and the Texas Open Meetings Act, including, but not limited to, Section 551.071 - for the purpose of a private consultation with the Board's attorney on any or all subjects or matters authorized by law.


Persons with disabilities who plan to attend this meeting and would like to request auxiliary aids or services are requested to contact the District's paralegal at (713) 651-5589 at least three business days prior to the meeting so that appropriate arrangements can be made.

CERTIFICATE OF POSTING NOTICE
OF MEETING OF BOARD OF DIRECTORS

THE STATE OF TEXAS
COUNTY OF HARRIS
HARRIS COUNTY MUNICIPAL UTILITY DISTRICT NO. 132

§
§
§

I hereby certify that on April 10 2026 I posted the Meeting Notice of the Board of Directors of Harris County Municipal Utility District No. 132, a true copy of which is attached hereto, in a glass enclosed bulletin board located on the grounds of the District's water plant at 8502 Rebawood, Humble, Texas, within said political subdivision, as required by law. EXECUTED this 10 day of April 2026

Devin Elliott Thomas 

Jane Maher

From: Russell Lambert <russ@texasnetwork.com>
Sent: Thursday, April 9, 2026 7:00 PM
To: Jane Maher
Cc: The Texas Network
Subject: RE: HCMUD 132 April posting



CERTIFICATE OF POSTING OF NOTICE OF PUBLIC MEETING

THE STATE OF TEXAS §
 §
COUNTY OF HARRIS §

I hereby certify that on the date listed in this email above, that I have posted the April 16, 2026 notice of public meeting on the website at the following location: <https://hcmud132.com/meetings/>

Russell Lambert
russ@texasnetwork.com

From: Jane Maher <jane.maher@nortonrosefulbright.com>
Sent: Thursday, April 9, 2026 3:01 PM
To: Russell Lambert <russ@texasnetwork.com>
Cc: The Texas Network <support@texasnetwork.com>
Subject: HCMUD 132 April posting

Good afternoon,

Please post the attached agenda for 132. Please note that with recent legislative changes, agendas must be posted at least 3 full business days in advance, so the agenda must be posted by tomorrow, April 10. Please return the certificate of posting to me at your earliest convenience.

Thanks,

Jane Maher | Senior Paralegal
Norton Rose Fulbright US LLP
1550 Lamar Street, Suite 2000, Houston, Texas 77010-4106, United States
Tel +1 713 651 5589 | Fax +1 713 651 5246
jane.maher@nortonrosefulbright.com

NORTON ROSE FULBRIGHT

Law around the world
nortonrosefulbright.com

This email message and any attachments are for the sole use of the intended recipient(s). Any unauthorized review, use, disclosure, copying or distribution is prohibited. If you are not the intended recipient, please contact the sender by reply email and destroy all copies of the original message and any attachments.

To reply to our email administrator directly, send an email to nrfus.postmaster@nortonrosefulbright.com.

Norton Rose Fulbright US LLP, Norton Rose Fulbright LLP, Norton Rose Fulbright Canada LLP and Norton Rose Fulbright South Africa Inc are separate legal entities and all of them are members of Norton Rose Fulbright Verein, a Swiss verein. Norton Rose Fulbright Verein helps coordinate the activities of the members but does not itself provide legal services to clients. Details of each entity, with certain regulatory information, are available at nortonrosefulbright.com/legal-notices.

TAX COLLECTOR'S OATH

Harris County MUD #132

STATE OF TEXAS


COUNTY OF Harris }

BRENDA MCLAUGHLIN, BEING duly sworn, states that she is the Tax Collector for the above named taxing unit and that the foregoing contains a true and correct report, accounting for all taxes collected on behalf of said taxing unit during the month therein stated.

Brenda McLaughlin
BRENDA MCLAUGHLIN

SWORN TO AND SUBSCRIBED BEFORE ME, this 14th day of April, 2026.

Michelle Guerrero
NOTARY PUBLIC, STATE OF TEXAS



(SEAL)

Submitted to Taxing Unit's Governing Body on 4/16/26

HARRIS COUNTY M.U.D. #132
TAX ASSESSOR/COLLECTOR'S REPORT

3/31/2026

Taxes Receivable: 8/31/2025	\$	64,247.55	
Reserve for Uncollectables	(34,370.11)	
Adjustments		<u>5,236.00</u>	\$ <u>35,113.44</u>
Original 2025 Tax Levy	\$	569,836.63	
Adjustments		<u>31,902.92</u>	<u>601,739.55</u>
Total Taxes Receivable	\$		\$ 636,852.99
Prior Years Taxes Collected	\$	7,396.32	
2025 Taxes Collected (97.3%)		<u>585,890.76</u>	<u>593,287.08</u>
Taxes Receivable at: 3/31/2026	\$		\$ <u>43,565.91</u>

2025 Receivables:
Debt Service
Maintenance 15,848.79

bob leared interests

11111 Katy Freeway, Suite 725
Houston, Texas 77079-2197

Phone: (713) 932-9011
Fax: (713) 932-1150

HARRIS COUNTY M.U.D. #132

Month of
3/2026

Fiscal to Date
6/01/2025 - 3/31/2026

Beginning Cash Balance

\$ 122,998.23

60,253.43

Receipts:

Current & Prior Years Taxes	7,632.06	582,992.22
Penalty & Interest	917.82	2,594.75
Additional Collection Penalty	208.26	1,503.88
Stale Dated Checks		838.87
Tax Certificates		10.00
Overpayments		778.60
Funds Pending Certification	2.54	7.06
Refund - due to adjustments	3,991.13	20,754.29
Unpaid Account		514.69
Rendition Penalty	31.96	168.25
Refund Rendition Penalty		3.27

TOTAL RECEIPTS

\$ 12,783.77

610,165.88

Disbursements:

Atty's Fees, Delq. collection		1,284.13
CAD Quarterly Assessment		4,508.00
Publications, Legal Notice		854.90
Refund - due to adjustments	1,441.94	19,193.58
Refund - due to overpayments	410.09	777.60
Tax A/C Bond Premium		400.00
Transfer to General Fund	55,000.00	535,000.00
Tax Assessor/Collector Fee	2,344.76	23,447.60
Reissue Stale Dated Check		153.46
Unpaid Account		514.69
Rendition Penalty CAD Portion		8.51
Postage/Deliveries	320.24	2,674.94
Supplies		784.20
Tax Certificates		10.00
Audit Preparation		250.00
Additional Services - BLI		230.00
Records Maintenance		135.00
Copies		1,240.48
Envelopes - Original Stmts		358.50
Duplicate Statements		15.00
Mileage Expense	67.65	474.10
Envelopes - May Del Stmts		58.20
Tax Lien Transfers		40.00
Check Cost		149.10
Tax Rate Calculation		375.00
Delinquent Report Assistance		620.00
Exemption Assistance		200.00
Positive Pay	25.00	250.00
Tax Code 26.16 & 26.17		240.00

TOTAL DISBURSEMENTS

(\$ 59,609.68)

(594,246.99)

CASH BALANCE AT: 3/31/2026

\$ 76,172.32

76,172.32

HARRIS COUNTY M.U.D. #132

Disbursements for month of April, 2026

Check@	Payee	Description	Amount
1593	Lowe's Home Centers Inc	Refund - due to adjustments	\$ 1,111.73
1594	Jackson Properties II LLC	Refund - due to adjustments	343.85
1595	Carr Michael Ray	Refund - due to adjustments	44.05
1596	SH 760 770 LLC	Refund - due to adjustments	662.32
1597	Atascocita 1692 LLC	Refund - due to adjustments	882.42
1598	Chick Fil A Inc	Refund - due to adjustments	175.64
1599	Clemence Mark E & Carmen A	Refund - due to adjustments	27.50
1600	Rogers Carolyn BH	Refund - due to adjustments	13.75
1601	Chenault Roman James	Refund - due to adjustments	91.85
1602	Copeland Garrod T	Refund - due to adjustments	85.28
1603	Gordon James	Refund - due to adjustments	15.39
1604	Dalfrey Bradley J	Refund - due to adjustments	36.44
1605	Stone Tracy H	Refund - due to adjustments	65.59
1606	Hinds Investors II LTD	Refund - due to adjustments	295.62
1607	Atascocita Dental Services	Refund - due to adjustments	131.01
1608	Breaux Brandon	Refund - due to adjustments	4.71
1609	Rees Joseph & Hannah	Refund - due to adjustments	3.98
1610	Bob Leared	Tax Assessor/Collector Fee	2,949.26
TOTAL DISBURSEMENTS			\$ 6,940.39
Remaining Cash Balance			\$ <u>69,231.93</u>
Stellar Bank			

HARRIS COUNTY M.U.D. #132

HISTORICAL COLLECTIONS DATA

Year	Collections Month Of 3/2026	Adjustments To Collections 3/2026	Total Tax Collections at 3/31/2026	Total Taxes Receivable at 3/31/2026	Collection Percentage
2025	6,120.70	3,711.18-	585,890.76	15,848.79	97.366
2024	1,547.90	247.69-	555,691.98	5,025.21	99.104
2023	1,531.24	32.26-	558,838.34	2,713.92	99.517
2022	916.84		549,493.33	3,148.16	99.430
2021	784.35		549,643.72	2,420.85	99.561
2020	722.16		566,309.10	1,180.19	99.792
2019			559,743.21	1,942.48	99.654
2018			531,384.88	821.91	99.846
2017			566,485.54	453.62	99.920
2016			567,764.95	420.21	99.926
2015			577,159.26	327.22	99.943
2014			596,220.64	336.90	99.944
2013			592,701.57	328.57	99.945
2012			698,937.26	281.88	99.960
2011			987,519.33	554.70	99.944
2010			1,454,093.59	843.09	99.942
2009			1,522,906.66	812.42	99.947
2008			1,474,164.14	794.53	99.946
2007			1,439,191.03	619.95	99.957
2006			1,280,418.91	618.59	99.952
2005			1,774,756.21	688.28	99.961
2004			2,007,456.15	164.64	99.992
2003			1,898,821.26	786.24	99.959
2002			1,765,848.46	170.52	99.990
2001			1,702,889.94	176.40	99.990
2000			1,606,559.30	191.10	99.988
1999			1,508,261.67	199.19	99.987
1998			1,418,394.68	202.86	99.986
1997			1,439,047.38	211.83	99.985
1996			1,404,559.60	219.32	99.984
1995			1,351,231.35	223.73	99.983
1994			1,272,691.77	214.91	99.983
1993			1,190,627.58	212.39	99.982
1992			1,118,809.31	211.68	99.981
1991			1,064,724.10	199.63	99.981
1990			1,010,235.99		100.000
1989			1,038,281.57		100.000
1988			1,084,280.96		100.000
1987			1,084,794.90		100.000
1986			1,157,367.54		100.000
1985			1,158,289.16		100.000
1984			970,629.19		100.000

(Percentage of collections same period last year 98.035)

HARRIS COUNTY M.U.D. #132

HISTORICAL TAX DATA

Year	Taxable Value	SR/CR	Tax Rate	Adjustments	Reserve for Uncollectibles	Adjusted Levy
2025	875,003,126	08 / 08	.068770	31,902.92		601,739.55
2024	812,633,722	19 / 19	.069000	39,409.17		560,717.19
2023	790,918,566	31 / 31	.071000	20,153.21		561,552.26
2022	727,159,806	42 / 42	.076000	25,516.59		552,641.49
2021	665,137,959	54 / 54	.083000	72,284.41		552,064.57
2020	644,917,599	66 / 66	.088000	75,193.70	38.04	567,489.29
2019	624,184,638	76 / 76	.090000	70,976.75	80.31	561,685.69
2018	591,678,974	87 / 87	.090000	36,138.34	304.45	532,206.79
2017	601,696,530	97 / 97	.094300	21,501.84	460.61	566,939.16
2016	591,721,654	08 / 08	.096100	23,843.77	459.46	568,185.16
2015	564,434,011	08 / 08	.102400	50,432.19	493.84	577,486.48
2014	523,529,946	19 / 19	.114000	68,355.55	266.62	596,557.54
2013	474,682,503	31 / 31	.125000	44,328.86	324.17	593,030.14
2012	451,286,318	41 / 41	.155000	40,300.52	274.77	699,219.14
2011	449,659,888	78 / 78	.220000	131,465.45	1,177.99	988,074.03
2010	434,510,941	01 / 56	.335000	114,475.12	675.34	1,454,936.68
2009	454,980,097	01 / 51	.335000	132,656.05	464.49	1,523,719.08
2008	440,463,925	02 / 67	.335000	165,583.65	595.67	1,474,958.67
2007	411,626,399	01 / 10	.350000	137,381.75	882.02	1,439,810.98
2006	366,374,335	01 / 82	.350000	186,042.05	1,273.32	1,281,037.50
2005	386,345,294	01 / 73	.460000	149,733.52	1,744.16	1,775,444.49
2004	358,713,310	01 / 39	.560000	196,911.56	1,173.77	2,007,620.79
2003	339,570,610	04 / 35	.560000	257,924.17	1,987.94	1,899,607.50
2002	304,739,010	07 / 35	.580000	238,424.45	1,467.17	1,766,018.98
2001	284,211,440	16 / 39	.600000	137,823.36	2,202.30	1,703,066.34
2000	247,644,090	15 / 40	.650000	137,047.67	2,936.99	1,606,750.40
1999	223,008,520	11 / 34	.677500	157,458.98	2,457.95	1,508,460.86
1998	206,110,430	32 / 32	.690000	111,247.62	3,564.55	1,418,597.54
1997	199,883,920	00 / 00	.720520	68,339.32	944.39	1,439,259.21
1996	188,360,160	00 / 00	.746000	99,171.01	387.62	1,404,778.92
1995	177,642,980	00 / 00	.761000	66,551.99	408.58	1,351,455.08
1994	174,220,060	00 / 00	.731000	18,255.63	634.49	1,272,906.68
1993	165,026,400	00 / 00	.722400	1,074.65	1,261.79	1,190,839.97
1992	155,553,340	00 / 00	.720000	197.21	962.10	1,119,020.99
1991	157,621,010	00 / 00	.679000	199.63	1,608.93	1,064,923.73
1990	155,659,125	00 / 00	.650000		1,547.84	1,010,235.99
1989	159,958,894	16 / 16	.650000	498.61-	952.63	1,038,281.57
1988	155,029,730	18 / 18	.700000	620.55-	306.60	1,084,280.96
1987	155,113,920	00 / 00	.700000	953.33-	49.21	1,084,794.90
1986	165,338,220	00 / 00	.700000			1,157,367.54
1985	165,469,880	00 / 00	.700000			1,158,289.16
1984	138,661,313	00 / 00	.700000			970,629.19

HARRIS COUNTY M.U.D. #132

TAX RATE COMPONENTS

Year	Debt Service Rate	Debt Service Levy	Maintenance Rate	Maintenance Levy
2025			.068770	601,739.55
2024			.069000	560,717.19
2023			.071000	561,552.26
2022			.076000	552,641.49
2021			.083000	552,064.57
2020			.088000	567,489.29
2019			.090000	561,685.69
2018			.090000	532,206.79
2017	.009100	54,709.91	.085200	512,229.25
2016	.009600	56,759.37	.086500	511,425.79
2015	.015900	89,668.29	.086500	487,818.19
2014	.027500	143,906.44	.086500	452,651.10
2013	.030000	142,327.23	.095000	450,702.91
2012	.060000	270,665.49	.095000	428,553.65
2011	.125000	561,405.68	.095000	426,668.35
2010	.240000	1,042,342.68	.095000	412,594.00
2009	.240000	1,091,619.62	.095000	432,099.46
2008	.240000	1,056,686.79	.095000	418,271.88
2007	.250000	1,028,436.39	.100000	411,374.59
2006	.250000	915,026.77	.100000	366,010.73
2005	.360000	1,389,478.30	.100000	385,966.19
2004	.400000	1,434,014.82	.160000	573,605.97
2003	.400000	1,356,862.47	.160000	542,745.03
2002	.400000	1,217,944.17	.180000	548,074.81
2001	.510000	1,447,606.39	.090000	255,459.95
2000	.610000	1,507,873.39	.040000	98,877.01
1999	.637500	1,419,400.43	.040000	89,060.43
1998	.650000	1,336,360.02	.040000	82,237.52
1997	.680000	1,358,319.30	.040520	80,939.91
1996	.710000	1,336,987.94	.036000	67,790.98
1995	.727000	1,291,074.63	.034000	60,380.45
1994	.697000	1,213,701.75	.034000	59,204.93
1993	.690000	1,137,430.20	.032400	53,409.77
1992	.690000	1,072,395.08	.030000	46,625.91
1991	.649000	1,017,872.63	.030000	47,051.10
1990	.620000	963,609.76	.030000	46,626.23
1989	.620000	990,360.93	.030000	47,920.64
1988	.670000	1,037,811.82	.030000	46,469.14
1987	.670000	1,038,303.74	.030000	46,491.16
1986	.670000	1,107,766.12	.030000	49,601.42
1985	.670000	1,108,648.25	.030000	49,640.91
1984	.670000	929,030.84	.030000	41,598.35

HARRIS COUNTY M.U.D. #132

Notes:

\$3991.13 - REPORTED AS TAXES COLLECTED ON PRIOR REPORTS.
TRANSFERRED TO REFUND ADJUSTMENTS DUE TO CAD C/R
#31, 19, 8. MULTIPLE ACCOUNTS.
2023 32.26
2024 247.69
2025 3711.18

\$ 2.54 - APPLIED AS FUNDS PENDING CERTIFICATION.
9900-233-5263

HARRIS COUNTY M.U.D. #132

Tax Exemptions:	2025	2024	2023
Homestead	.20000	.20000	.20000
Over 65	40,000	40,000	40,000
Disabled	100,000	100,000	100,000

Last Bond Premium Paid:

Payee	Date of Check	Amount
McDonald & Wessendorff	12/11/2025	400.00
01/24/26 - 01/24/27		

Adjustment Summary:	2025	
11/2025	/ ROLL 003	39,155.74
12/2025	/ ROLL 005	794.85-
1/2026	/ ROLL 006	1,911.92-
2/2026	/ ROLL 007	930.34-
3/2026	/ ROLL 008	3,615.71-
TOTAL		31,902.92

HARRIS COUNTY M.U.D. #132
Homestead Payment Plans

<u>Account no.</u>	<u>Tax</u> <u>Year</u>	<u>Last</u> <u>Payment</u> <u>Amount</u>	<u>Last</u> <u>Payment</u> <u>Date</u>	<u>Balance</u> <u>Due</u>
*Total	Count	0		
(I) - BLI Contract			(A) - Delinquent Attorney Contract	

Standard Payment Plans

<u>Account no.</u>	<u>Tax</u> <u>Year</u>	<u>Last</u> <u>Payment</u> <u>Amount</u>	<u>Last</u> <u>Payment</u> <u>Date</u>	<u>Balance</u> <u>Due</u>
*Total	Count	0		

PERDUE, BRANDON, FIELDER, COLLINS & MOTT L.L.P.
DELINQUENT TAX REPORT
HARRIS COUNTY MUNICIPAL UTILITY DISTRICT # 132
April 16, 2026

Bankruptcy:

Account #	Property Owner and Property Address	Tax Year	Base Tax
1. 0975060	99 CENTS ONLY STORES TEXAS INC - Personal Property at 07130 FM 1960 RD E	2024	\$208.82
2. 2195740	STYLES FOR LESS - Personal Property at 06625 FM 1960 E	2017	\$128.31

Suit Filed:

Account #	Property Owner and Property Address	Tax Year	Base Tax
1. 1223910010010	BEVIACQUA PAULETTE R ESTATE OF - 21027 ATASCOCITA POINT DR We intervened in a suit filed by Lone Star College System District but the district has been paid. We have sent a balance letter, if they failed to response we will take the lead in the suit. The 2023 taxes are paid.	2022&2024	\$533.04
2. 1143770040048	WILSON JOYCE M - 8527 PINES PLACE DR Suit filed; a hearing date will be set when the defendant has been served. The 2022 taxes have been paid in full .	2023-2024	\$413.62
3. 1064840000018	RAMIREZ LAURA S - 8207 ARROW COVE CT Suit filed; a hearing date will be set when the defendant has been served. They also owe another client we represent.	2024	\$289.15
4. 1064820000036	JC ESTATES LLC - 20346 ACAPULCO COVE DR Suit filed; a hearing date will be set when the defendants have been served. They also owe multiple clients we represent.	2024	257.23
5. 2131196	G E S GREYSTONE ENERGY SERVICE - Personal Property at 08339 BUNKER BEND DR Suit filed; judgment was submitted on 6/6/24 but there has been no ruling. They also owe another client we represent.	2018-2024	\$240.74
6. 2210573	VISIONS FAMILY HAIRCARE - Personal Property at 07203 ATASCOCITA RD Suit filed; judgment was signed on 11/30/2025 and the judgment is final. We filed an abstract of judgment and a judgment letter has been sent to the owner. They also owe another client we represent.	2018-2023	\$62.23
7. 2379927	VILLAGE MEDICAL - Personal Property at 07821 FM 1960 RD E Suit filed; judgment was signed on 8/27/2025 and the judgment is final. We will file an abstract of judgment. We recently spoke to a representative from Village Medical and we gave her the total amount due; she said she would take care of the account. They also owe multiple clients we represent.	2023-2024	\$24.69

Deferrals:

Account #	Property Owner and Property Address	Tax Year	Base Tax
1. 1065500000006	SPADACHENE PATRICIA K - 7727 HURST FOREST DR	2005-2020&2022-2024	\$3,574.14
2. 1065520000005	RUTHERFORD DON WAYNE - 19619 SWEETGUM FOREST DR	2003&2006-2011&2013-2014&2016&2020-2023	\$2,554.62
3. 1143750090027	AMBROSE RICHARD - 8302 BUNKER BEND DR	2008-2024	\$2,295.92

4.	1143770040042	HOLLOWAY JOHN D & ZANE E (IN REM ONLY) - 8503 PINES PLACE DR	2015-2024	\$659.32
5.	1064820000048	HENDERSON COLIN & JOYCE - 8303 AMBER COVE DR	2021-2022	\$392.35
6.	1143750090042	HERNANDEZ BARBARA - 8422 BUNKER BEND DR	2023-2024	\$281.01
7.	1064800000009	HARRISON RAVEEWAN - 19503 SHADY COVE LN	2024	\$141.11

Other Accounts:

Account #	Property Owner and Property Address	Tax Year	Base Tax
1.	1065570000021 ATCHISON JEAN C - 8110 17TH GREEN DR The owner has a homestead exemption and an over-65 exemption but not a deferral. We have mailed another deferral application.	2020-2024	\$577.36
2.	1143750090057 LAGRAPPE JAMES C SR & GAYLA - 20027 PINEHURST PLACE DR We spoke to the taxpayer's daughter and she said she already paid the taxes; we let her know that the taxes are still due. She also mentioned that her father, James Lagrappe is deceased. On 3/24, we spoke to the daughter and she requested an emailed statement which was sent. We spoke to the daughter again and she said there should be an exemption on the account; she said she would contact the appraisal district. We have mailed a deferral application.	2022-2024	\$464.92
3.	1143770010108 SEMIEN ANTHONY & LATOYA - 8722 PINES PLACE DR There has been no response to our recent demand letter or phone call.	2023-2024	\$292.46

This report covers accounts with base tax greater than \$250 and all accounts in suit, bankruptcy or deferral.



Myrtle Cruz, Inc.

3401 Louisiana St, STE 400 .Houston, Tx 77002-9552 . (713)759-1368 . fax 759-1264 . email first_last@mcruz.com

HARRIS CO. MUD # 132

Cash Report for Meeting of April 16th, 2026

GENERAL OPERATING FUND (162OP) : CENTRAL BANK 6009166

Previous cash balance, March 19th, 2026		1,461,291.89
plus: 1150: water & sewer revenue.....		183,780.95
plus: 2161: customer meter deposits.....		2,000.00
plus: 4202: inspection fees.....		5,692.00
plus: 4300: reg wtr auth revenue.....		73,913.23
plus: 4330: penalties & interest-svc accts.....		7,565.58
plus: 5380: miscellaneous income.....		3,057.38
plus: 02/28 interest.....		322.77
plus: 03/17 City of Houston SPA ck 21151976 Dec.....		227,758.57
plus: HC151 3/26 billing ck 2863.....		20,246.95
plus: HC151 1/26 billing ck 2861.....		2,027.61
plus: HC151 1/26* billing.....		14,255.41
plus: HC151 12/25 billing ck 2860.....		963.06
plus: 03/25 State Farm claim ck230073.....		5,609.78
plus: 04/02 HC153 LS ck 12343.....		3,277.07
	Total Deposits :	550,470.36
less: 03/15 dep ret.....		2,077.88
less: 03/31 IRS payroll tax.....		541.00
less: 03/31 serv chrg.....		5.00
less checks completed at or after last meeting :		
2382 WHCRWA; Feb billing.....		82,088.90
2401 WHCRWA; holding.....		0.00
2402 centerpoint Energy; 5 loc 2/24-3/25.....		342.64
6352 8411 FM1960	58.14	
6352 21305 Atascocita	43.71	
6352 7603 Kings Rvr	57.18	
6352 19441 W Lake Hstn	107.20	
6352 8502 Rebawood	76.41	
2403 TXU Energy; 5 acts 2/27-3/29.....		12,666.94
6352 21305 Atascocita	67.69	
6352 8411 FM1960	2,696.39	
6352 7603 Kings Rvr	382.36	
6352 8502 Rebawood	4,965.97	
6352 19441 W Lake Hstn	4,154.53	
6352 to be corrected	400.00	
Beginning cash balance, April 16th, 2026		1,914,039.89
less checks to be presented at this meeting :		
2411 Tim Stine; 03/19 director fees.....		204.09
6310 regular meeting	221.00	
6514 payroll taxes	16.91-	
2412 Michael Whitaker; 03/19 director fees.....		204.09
6310 regular meeting	221.00	
6514 payroll taxes	16.91-	
2413 Gregg Mielke; 03/19 director fees.....		204.09
6310 director fees	221.00	
6514 payroll taxes	16.91-	
2414 Joey Lopez; 03/19 Director fees/exp.....		204.09
6310 director fees	221.00	
6514 payroll taxes	16.91-	
2415 Norton Rose Fulbright US LLP; 9495699057 thr 03/31.....		11,643.04
2416 Myrtle Cruz, Inc.; Mar bookkeeping/exp.....		3,065.89
6333 bookkeeping fees	2,800.00	
6340 office expenses	265.89	

HARRIS CO. MUD # 132

Cash Report for Meeting of April 16th, 2026 Page : 2

2417 Atascocita Joint Operations Board; Apr Sch B & C.....		65,272.88
6201 schedule B cost	43,704.63	
6201 schedule C cost	21,568.25	
2418 Inframark LLC; 176246 Mar Oper 2026.....		16,945.68
6332 WT plants	1,500.00	
6332 Lift Stations	750.00	
6332 2780 residen eq 922	6,950.00	
6332 704 commerl eq	1,760.00	
6340 office expenses	5,958.61	
6332 fuel surcharge	27.07	
2419 Inframark LLC; 1166235 billing operations.....		91,762.44
6235 r&m-lift station1	5,190.19	
6235 r&m-lift stations	11,198.46	
6235 r&m - sewer	2,401.46	
6135 r&m - water	39,801.29	
6135 r&m - water plant	21,227.29	
6275 inspections	3,860.59	
6342 chemicals WP	7,115.50	
6324 laboratory fees	456.50	
6332 administrative	264.57	
6235 fuel surcharges	146.59	
4600 tap connection fees	100.00	
2420 BGE Inc; 42302/42616.....		9,362.08
6322 gen eng	7,682.08	
6322 Golf villas drain	1,680.00	
2421 The Radich Law Firm PLLC; inv 1270.....		19,809.61
2422 Bull-G Construction LLC; PayEst2 final 12"San Swr Rehab.....		21,552.20
2423 J&J Ventures TX; 20309 Sunny Shores, dep ref.....		17.00
2161 customer meter depos	100.00	
1150 less final bill	83.00-	
2424 Rick Diaz; 8219 Magnolia Glen, dep ref.....		22.00
2161 customer meter depos	100.00	
1150 less final bill	78.00-	
2425 Laureto Benauro; 20204 Atascocita Shores,dep ref.....		18.05
2161 customer meter depos	100.00	
1150 less final bill	81.95-	
2426 Jason Freem; 20502 Spoonwood, dep ref.....		14.10
2161 customer meter depos	100.00	
1150 less final bill	85.90-	
2427 Charles/Francis Ballard; 7711 Indian Cove, pymtref.....		55.90
2428 MYND Management; 8614 Pines place, depref.....		68.05
2161 customer meter depos	150.00	
1150 less final bill	81.95-	
2429 K2 Interests LLC; 18631 Atasca Oaks, depref.....		22.00
2161 customer meter depos	100.00	
1150 less final bill	78.00-	
2430 Bank One; 19240 W Lake Houston, pymt ref.....		20.00
2431 CenterPoint Energy; act @ 5 locations.....		
2432 TXU Energy; 5 acts.....		

03/31-03/31 previous cash balance	1,461,291.89	
17 receipts	550,470.36	
22 current checks	< 240,467.28 >	
other disbursements	< 97,722.36 >	
ending cash balance		1,673,572.61

TIME DEPOSIT INVESTMENTS:

Cadence was Bkof Brenham; 3/7/26 due 9/7/26 @3.67%.....		239,856.91
previous balance	235,018.11	
interest earned	4,838.80	
Wallis State Bank; 9/8/25 due 9/8/26 @4.15%.....		235,042.00

HARRIS CO. MUD # 132

Cash Report for Meeting of April 16th, 2026 Page : 3

DEMAND DEPOSIT INVESTMENTS:

Logic (Texstar); 6246462001.....		5,178,728.95
previous balance	5,092,995.43	
02/28 interest	14,226.17	
03/31 interest	16,507.35	
03/19 maint tax	55,000.00	

previous investments	5,563,055.54	
deposits	55,000.00	
interest	35,572.32	
ending investments		5,653,627.86
		=====
GENERAL OPERATING FUNDS AVAILABLE April 16th, 2026		\$7,327,200.47
		=====

HARRIS COUNTY M.U.D. # 132

Operating Budget for Fiscal Year Ending 5/31/2026

Comparison as of 4/16/26

Recap of Revenues and Expenditures

April 16, 2026 report

MARCH 2026

REVENUES	Current Period			Annual Budget	9 months Fiscal Year-to-Date		
	Actual	Budget	Variance		Actual	Budget	Variance
Operating Revenue	555,678.47	635,000	<i>(79,322)</i>	6,922,500	5,414,090.99	5,954,500	<i>(540,409)</i>
Water Revenue	93,001.04	110,000	<i>(16,999)</i>	1,650,000	1,132,467.23	1,395,000	<i>(262,533)</i>
Sewer Revenue	89,114.93	93,000	<i>(3,885)</i>	1,184,000	965,565.97	997,000	<i>(31,434)</i>
Surface Water Conversion	73,913.23	85,000	<i>(11,087)</i>	1,424,000	1,130,107.86	1,221,000	<i>(90,892)</i>
Shared LS(#1)	6,267.74	107,000	<i>(100,732)</i>	178,500	97,245.04	165,500	<i>(68,255)</i>
Penalty & Interest	7,565.58	6,000	<i>1,566</i>	72,000	50,674.45	60,000	<i>(9,326)</i>
Maintenance Taxes	55,000.00	25,000	<i>30,000</i>	545,000	535,000.00	520,000	<i>15,000</i>
Strategic Partnership Rev	227,758.57	209,000	<i>18,759</i>	1,869,000	1,495,940.36	1,596,000	<i>(100,060)</i>
Miscellaneous Rev/OperatorsRecap	3,057.38	0	<i>3,057</i>	0	7,090.08	0	<i>7,090</i>
Non-Operating Revenue	81,699.23	165,038	<i>(83,339)</i>	808,843	311,546.81	546,266	<i>(234,720)</i>
Taps & Inspections	5,692.00	2,500	<i>3,192</i>	30,000	81,202.26	25,000	<i>56,202</i>
Interest Income	35,895.09	18,000	<i>17,895</i>	216,000	190,232.41	180,000	<i>10,232</i>
Shared Recoveries was Misc	40,112.14	144,538	<i>(104,426)</i>	562,843	40,112.14	341,266	<i>(301,154)</i>
TOTAL REVENUES	637,377.70	800,038	<i>(162,660)</i>	7,731,343	5,725,637.80	6,500,766	<i>(775,129)</i>

EXPENDITURES	Current Period			Annual Budget	Fiscal Year-to-Date		
	Actual	Budget	Variance		Actual	Budget	Variance
Operating	288,872.26	311,468	<i>22,596</i>	4,311,355	3,188,703.66	3,666,023	<i>477,319</i>
District Management	1,357.36	3,918	<i>2,561</i>	78,849	70,698.69	75,573	<i>4,874</i>
District Consultants	33,523.35	33,525	<i>2</i>	431,300	385,376.11	362,750	<i>(22,626)</i>
District Operations	253,991.55	274,025	<i>20,033</i>	3,801,206	2,732,628.86	3,227,700	<i>495,071</i>
Non-Operating	47,002.40	256,800	<i>209,798</i>	2,343,300	587,088.82	1,949,700	<i>1,362,611</i>
TOTAL EXPENDITURES	335,874.66	568,268	<i>232,393</i>	6,654,655	3,775,792.48	5,615,723	<i>1,839,931</i>
SURPLUS OR (DEFICIT)	301,503.04	231,770	<i>69,733</i>	1,076,688	1,949,845.32	885,043	<i>1,064,802</i>
Net Operating Income	266,806.21	323,532	<i>(56,726)</i>	2,611,145	2,225,387.33	2,288,477	<i>(63,090)</i>
Net Non-Operating Income	34,696.83	(91,762)	<i>126,459</i>	(1,534,457)	(275,542.01)	(1,403,434)	<i>1,127,892</i>

() indicates an unfavorable variance

Beginning Balance	7,024,347.43			5,365,413.89
Net Surplus or (Deficit)	301,503.04			1,949,845.32
Deposits Received	2,000.00			17,626.26
Deposits Refunded	(650.00)			(5,685.00)
12" San Sew Rehab/next year 2026	0.00			0.00
TX DOT	0.00			0.00
Ending Balance	7,327,200.47			7,327,200.47
			0.00	
Cash Report Balance	7,327,200.47		0.00	
Customer Deposits	227,198.72			
Operating Reserve	2,000,000.00			
Capital Projects Reserve	2,500,000.00			
Debt Service Reserve	0.00			
Net Funds Available	2,600,001.75			

HARRIS COUNTY M.U.D. # 132

Operating Budget for Fiscal Year Ending 5/31/2026

Comparison as of 4/16/26

Breakout of Expenditures

	9 months						
	Current Period			Annual Budget	Fiscal Year-to-Date		
	Actual	Budget	Variance		Actual	Budget	Variance
EXPENDITURES							
DISTRICT MANAGEMENT	1,357.36	3,918.00	2,561	78,849	70,698.69	75,573	4,874
Director Fees	884.00	1,768.00	884	21,355	15,470.00	17,819	2,349
Payroll Tax	473.36	650.00	177	1,569	2,028.69	1,829	(200)
Election Expense	0.00	0.00	0	0	0.00	0	0
Travel Expenses/Registration	0.00	1,500.00	1,500	10,175	9,532.00	10,175	643
Membership Dues	0.00	0.00	0	750	750.00	750	0
Insurance & Bonds	0.00	0.00	0	45,000	42,918.00	45,000	2,082
DISTRICT CONSULTANTS	33,523.35	33,525.00	2	431,300	385,376.11	362,750	(22,626)
Legal Fees	11,643.04	9,500.00	(2,143)	122,500	123,368.47	102,000	(21,368)
Auditing Fees	0.00	0.00	0	20,500	20,500.00	20,500	0
Engineering - General	7,682.08	9,000.00	1,318	108,000	95,381.15	90,000	(5,381)
Accounting Fees	2,800.00	2,800.00	0	33,600	28,100.00	28,000	(100)
Operator	11,398.23	12,225.00	827	146,700	118,026.49	122,250.00	4,224
Operator Fees - General	11,398.23	12,225.00	827	146,700	118,026.49	122,250	4,224
Operator Fees - Special	0.00	0.00	0	0	0.00	0	0
DISTRICT OPERATIONS	253,991.55	274,025.00	20,033	3,801,206	2,732,628.86	3,227,700	495,071
Repairs and Maintenance	79,818.69	75,000.00	(4,819)	955,000	650,428.97	805,000	154,571
R&M - Water Plant	21,227.29	15,000.00	(6,227)	180,000	143,592.94	150,000	6,407
R&M - Water Distribution	39,801.29	30,000.00	(9,801)	415,000	315,400.12	355,000	39,600
R&M - Wastewater Collection	18,790.11	25,000.00	6,210	300,000	170,910.91	250,000	79,089
R&M - Storm Water Collection	0.00	5,000.00	5,000	60,000	4,708.00	50,000	45,292
R&M - General	0.00	0.00	0	0	15,817.00	0	(15,817)
Atascocita Central Plant	65,272.88	73,370.00	8,097	935,440	675,031.25	788,700	113,669
Purchased Sewer Service "B"	43,704.63	50,835.00	7,130	610,020	437,046.30	508,350	71,304
Purchased Sewer Service "C"	21,568.25	22,535.00	967	270,420	226,102.48	225,350	(752)
Major Repairs / Adjustments	0.00	0.00	0	55,000	11,882.47	55,000	43,118
R&M - Shared Lift Stations **	0.00	4,500.00	4,500	54,000	32,956.51	45,000	12,043
Laboratory Fees	456.50	750.00	294	9,000	5,093.59	7,500	2,406
Chemicals	7,115.50	4,500.00	(2,616)	54,000	60,354.04	45,000	(15,354)
Permits & Assessments	0.00	0.00	0	13,400	17,898.75	13,400	(4,499)
WHCRWA	82,088.90	90,000.00	7,911	1,516,000	1,049,293.80	1,300,000	250,706
Utilities	13,009.58	12,600.00	(410)	155,600	122,042.57	130,400	8,357
Office Expense, Postage	6,229.50	5,000.00	(1,230)	60,000	67,760.26	50,000	(17,760)
District Communications	0.00	0.00	0	3,980	1,070.00	3,780	2,710
Drainage Channel Maint(Stuckey's/Hydro)	0.00	8,305.00	8,305	44,786	60,199.12	38,920	(21,279)
Miscellaneous (ww2)	0.00	0.00	0	0	-9,500.00	0	9,500
NON-OPERATING	47,002.40	256,800	209,798	2,343,300	587,089	1,679,700	1,092,611
Cost of Taps and Inspections	3,960.59	2,500.00	(1,461)	30,000	37,501.63	25,000	(12,502)
Major Projects	41,361.81	230,000.00	188,638	2,010,000	255,226.79	1,030,000	774,773
Water Plant Rehab.	0.00	0.00	0	0	29,465.00	0	(29,465)
10"-12" Sanitary Sewer Rehab	21,552.20	0.00	(21,552)	190,000	92,582.00	40,000	(52,582)
30" Sanitary Sewer Rehab-FY2027	0.00	0.00	0	0	0.00	0	0
60" Sanitary Sewer Rehab	0.00	80,000.00	80,000	400,000	0.00	240,000	240,000
Lift Station 1 Impr	0.00	150,000.00	150,000	1,300,000	11,200.00	750,000	738,800
Storm Sewer Sinkhole repair	0.00	0.00	0	120,000	0.00	0	120,000
Drainage Enhancements	0.00	0.00	0	0	16,167.74	0	(16,168)
Golf Villas Drainage	19,809.61	0.00	(19,810)	0	105,812.05	0	(105,812)
Engineering on Major Projects	1,680.00	24,300.00	22,620	303,300	294,360.40	624,700	330,340
Water Plant Rehab	0.00	0.00	0	10,000	22,492.00	310,000	287,508
San. Swr. Repairs (Other)	0.00	0.00	0	0	0.00	0	0
12" Sanitary Sewer Rehab	0.00	0.00	0	25,000	31,621.05	15,000	(16,621)
30" Sanitary Sewer Rehab	0.00	8,300.00	8,300	91,300	61,039.14	33,200	(27,839)
60" Sanitary Sewer Rehab AJOB	0.00	6,000.00	6,000	57,000	22,849.64	176,500	153,650
Lift Station 1 Impr	0.00	10,000.00	10,000	120,000	0.00	50,000	50,000
Golf Villas Drainage/Detention	31,055.00	0.00	(31,055)	0	156,358.57	40,000	(116,359)
was Golf Course Detention	-29,375.00	0.00	29,375	0	0.00	0	0
TOTAL EXPENDITURES	335,874.66	568,268.00	232,393	6,654,655	3,775,792.48	5,345,723	1,569,931

HARRIS COUNTY M.U.D. # 132
Total Actuals for year end 5/31/2026
Recap of Revenues and Expenditures

REVENUES	Actuals June	Actuals July	Actuals August	Actuals September	Actuals October	Actuals November	Actuals December	Actuals January	Actuals February	Actuals March	Actuals April	Forecast May	Total Actuals
Operating Revenue	350,357	677,056	497,196	347,695	612,999	363,622	561,177	624,527	823,783	555,678	0	0	5,414,091
Water Revenue	95,307	136,873	86,146	142,813	163,451	19,744	163,789	111,347	124,829	93,001			1,137,300
Sewer Revenue	104,995	104,995	92,171	89,770	112,955	69,146	77,291	129,295	91,001	89,115			960,733
Surface Water Conversion	126,079	108,820	120,582	106,928	164,571	114,095	105,376	116,412	93,333	73,913			1,130,108
Shared Lift Station (#1)	18,991	13,419	18,217	1,462	18,200	6,912	12,019	1,757	0	6,268			97,245
Penalty & Interest	4,986	5,121	8,095	6,722	103	20	812	9,188	8,063	7,566			50,674
Maintenance Taxes	0	0	0	0	0	0	35,000	100,000	345,000	55,000			535,000
Strategic Partnership Rev	0	307,827	171,985	0	153,720	153,706	166,891	152,811	161,243	227,759			1,495,940
Miscellaneous	0	0	0	0	0	0	0	3,718	315	3,057			7,090
Non-Operating Revenue	4,384	48,110	21,277	13,506	54,050	13,907	31,615	38,029	4,968	81,699	0	0	311,547
Taps & Inspections	4,055	2,915	3,920	2,835	21,100	13,438	15,804	6,805	4,638	5,692			81,202
Interest Income	329	45,195.47	17,356	10,671	32,950	469	15,811	31,224	330	35,895			190,232
Miscellaneous	0	0	0	0	0	0	0	0	0	40,112			40,112
TOTAL REVENUES	354,742	725,166	518,473	361,201	667,049	377,529	592,792	662,557	828,752	637,378	0	0	5,725,638
TOTAL EXPENDITURES	274,658	504,325	372,581	318,099	499,348	411,122	346,333	389,212	324,240	335,875	0	0	3,775,792
Beginning Balance	5,365,414	5,447,533	5,668,791	5,816,288	5,860,035	6,028,487	5,997,514	6,244,061	6,519,205	7,024,347	7,327,200	7,327,200	5,365,414
SURPLUS OR (DEFICIT)	80,084	220,840	145,892	43,103	167,701	(33,593)	246,459	273,344	504,512	301,503	0	0	1,949,845
Deposits Received	2,535	2,183	1,605	1,565	750	2,620	1,068	1,800	1,500	2,000			17,626
Deposits Refunded	(500)	(1,765)	0	(920)	0	0	(980)	0	(870)	(650)			(5,685)
12" San Sew Rehab/next year 20:	0	0	0	0	0	0	0	0	0	0			0
TX DOT	0	0	0	0	0	0	0	0	0	0			0
Ending Cash Report Balance	5,447,533	5,668,791	5,816,288	5,860,035	6,028,487	5,997,514	6,244,061	6,519,205	7,024,347	7,327,200	7,327,200	7,327,200	7,327,200
Cash Report Balance	5,447,533	5,668,791	5,816,288	5,860,035	6,028,487	5,997,514	6,244,061	6,519,205	7,024,347	7,327,200	7,327,200	7,327,200	7,327,200
Customer Deposits On File	228,229	228,959	228,237	225,682	225,501	227,562	226,841	227,676	227,816	227,199	228,251	223,000	223,000
Operating Reserve	2,000,000	2,000,000	2,000,000	2,000,000	2,000,000	2,000,000	2,000,000	2,000,000	2,000,000	2,000,000	2,000,000	2,000,000	2,000,000
Capital Projects Reserve	2,500,000	2,500,000	2,500,000	2,500,000	2,500,000	2,500,000	2,500,000	2,500,000	2,500,000	2,500,000	2,500,000	2,500,000	2,500,000
Debt Service Reserve	0	0	0	0	0	0	0	0	0	0	0	0	0
Net Funds Available	719,304	939,832	1,088,051	1,134,354	1,302,986	1,269,952	1,517,220	1,791,530	2,296,532	2,600,002	2,598,949	2,604,200	2,604,200

HARRIS COUNTY M.U.D. # 132

Total Actuals for year end 5/31/2026

Breakout of Expenditures

EXPENDITURES	Actuals June	Actuals July	Actuals August	Actuals September	Actuals October	Actuals November	Actuals December	Actuals January	Actuals February	Actuals March	Actuals April	Forecast May	Total Actuals
DISTRICT MANAGEMENT	10,679	1,225	3,155	2,511	1,225	44,378	1,629	3,520	1,020	1,357	0	0	70,699
Director Fees	4,641	1,326	1,105	1,547	1,326	1,105	1,105	1,326	1,105	884			15,470
Payroll Tax	626	(101)	(85)	964	(101)	(85)	524	(101)	(85)	473			2,029
Election Expense	0	0	0	0	0	0	0	0	0	0			0
Travel Expenses/Registration	5,412	0	1,385	0	0	440	0	2,295	0	0			9,532
Membership Dues	0	0	750	0	0	0	0	0	0	0			750
Insurance & Bonds	0	0	0	0	0	42,918	0	0	0	0			42,918
DISTRICT CONSULTANTS	43,248	33,030	38,869	35,513	43,274	51,487	42,204	28,802	35,426	33,523	0	0	385,376
Legal Fees	7,359	9,314	9,832	9,166	11,734	20,608	20,553	9,213	13,947	11,643			123,368
Auditing Fees	15,000	0	0	0	5,500	0	0	0	0	0			20,500
Engineering Fees	6,232	8,565	13,498	11,480	10,935	15,467	7,769	5,597	8,156	7,682			95,381
Accounting Fees	2,800	2,800	2,800	2,800	2,800	2,800	3,000	2,800	2,700	2,800			28,100
Operator	11,857	12,351	12,739	12,067	12,305	12,612	10,882	11,192	10,623	11,398	0	0	118,026
Operator Fees - General	11,857	12,351	12,739	12,067	12,305	12,612	10,882	11,192	10,623	11,398			118,026
Operator Fees - Special	0	0	0	0	0	0	0	0	0	0			0
DISTRICT OPERATIONS	133,814	447,721	298,455	267,845	425,070	269,302	235,540	266,495	134,395	253,992	0	0	2,732,629
Repairs and Maintenance	54,329	96,582	58,536	41,137	86,154	50,610	65,914	79,565	37,783	79,819	0	0	650,429
R&M - Water Plant	17,939	21,213	7,219	16,200	22,128	8,959	6,641	13,839	8,228	21,227			143,593
R&M - Water Distribution	17,791	54,110	23,025	20,785	32,541	25,018	50,761	27,208	24,359	39,801			315,400
R&M - Wastewater Collection	18,599	11,465	33,378	4,151	31,485	16,633	8,512	22,918	4,979	18,790			170,911
R&M - Storm Water Collection	0	4,708	0	0	0	0	0	0	0	0			4,708
R&M - General	0	5,087	(5,087)	0	0	0	0	15,600	217	0			15,817
Atascocita Central Plant	66,902	66,908	66,538	66,915	79,494	65,516	67,522	64,692	65,273	65,273	0	0	675,031
Purchased Sewer Service "B"	43,705	43,705	43,705	43,705	43,705	43,705	43,705	43,705	43,705	43,705			437,046
Purchased Sewer Service "C"	23,197	23,204	22,833	23,210	23,907	21,811	23,817	20,987	21,568	21,568			226,102
Major Repairs / Adjustments	0	0	0	0	11,882	0	0	0	0	0			11,882
Shared Lift Stations Operations	0	2,514	0	0	10,680	0	0	19,762	0	0			32,957
Laboratory Fees	716	457	457	457	457	733	905	457	0	457			5,094
Chemicals	4,321	8,374	2,023	3,823	15,430	0	4,335	10,887	4,046	7,116			60,354
Permits & Assessments	0	0	0	0	7,090	0	10,808	0	0	0			17,899
WHCRWA	0	243,577	150,554	140,284	178,046	108,214	73,233	73,296	0	82,089			1,049,294
Utilities	348	24,083	11,665	12,640	11,922	11,202	12,443	10,623	14,107	13,010			122,043
Office Expense, Postage	7,190	5,493	5,005	5,691	16,653	4,315	3,719	7,213	6,250	6,230			67,760
District Communications	0	0	0	0	0	0	0	0	1,070	0			1,070
Drainage Channel Maintenance	3,208	2,933	3,677	0	19,144	22,251	3,121	0	5,866	0			60,199
Miscellaneous*	(3,200)	(3,200)	0	(3,100)	0	6,460	(6,460)	0	0	0			-9,500
NON-OPERATING	86,917	22,350	32,102	12,230	29,780	45,955	66,960	90,395	153,398	47,002	0	0	587,089
Cost of Taps and Inspections	2,852	4,147	2,242	130	6,927	3,232	4,677	6,174	3,161	3,961			37,502
Major Projects	29,465	0	16,168	11,200	0	0	48,894	22,707	85,432	41,362	0	0	255,227
Water Plant Rehab	29,465	0	0	0	0	0	0	0	0	0			29,465
12" Sanitary Sewer Rehab	0	0	0	0	0	0	0	0	71,030	21,552			92,582
30" Sanitary Sewer Rehab-FY202	0	0	0	0	0	0	0	0	0	0			0
60" Sanitary Sewer Rehab	0	0	0	0	0	0	0	0	0	0			0
Lift Station 1 Impr	0	0	0	11,200	0	0	0	0	0	0			11,200
Storm Sewer Sinkhole repair	0	0	0	0	0	0	0	0	0	0			0
Drainage Enhancements	0	0	16,168	0	0	0	0	0	0	0			16,168

HARRIS COUNTY M.U.D. # 132
Total Actuals for year end 5/31/2026
Breakout of Expenditures

EXPENDITURES	Actuals	Actuals	Actuals	Actuals	Actuals	Actuals	Actuals	Actuals	Actuals	Actuals	Actuals	<i>Forecast</i>	Total
	June	July	August	September	October	November	December	January	February	March	April	May	Actuals
Golf Villas Drainage	0	0	0	0	0	0	48,894	22,707	14,402	19,810			105,812
Engineering on Major Projects	54,600	18,203	13,692	900	22,853	42,723	13,389	61,515	64,806	1,680	0	0	294,360
Water Plant Rehab	12,432	10,060	0	0	0	0	0	0	0	0			22,492
San. Swr. Repairs (Other)	7,518	(7,518)	0	0	0	0	0	0	0	0			0
12" Sanitary Sewer Rehab	0	15,661	1,317	0	4,453	3,209	3,593	2,130	1,258	0			31,621
30" Sanitary Sewer Rehab	0	0	0	0	0	23,485	3,496	29,860	4,198	0			61,039
60" Sanitary Sewer Rehab	0	0	0	0	0	0	0	0	22,850	0			22,850
Lift Station 1 Impr	0	0	0	0	0	0	0	0	0	0			0
Golf Villas Drainage	34,650	0	12,375	900	18,400	16,029	6,300	18,900	17,750	31,055			156,359
Golf Course Detention								10,625	18,750	(29,375)			0
TOTAL EXPENDITURES	274,658	504,325	372,581	318,099	499,348	411,122	346,333	389,212	324,240	335,875	0	0	3,775,792

HC MUD 132 - City of Houston SPA Revenue

2013-2014	\$1,474,848.66
2014-2015	\$1,371,303.15
2015-2016	\$1,662,643.30
2016-2017	\$1,689,937.27
2017-2018	\$1,789,328.31
2018-2019	\$1,744,214.82
2019-2020	\$1,748,787.95
2020-2021	\$1,782,888.63
2021-2022	\$2,032,891.84

2022-2023

<u>Report date</u>	<u>Chck date</u>	<u>SPA date</u>	<u>Amount</u>
7/21/2022	6/21/22	Mar 2022	187,227.61
8/18/2022	7/25/22	Apr 2022	163,776.77
9/15/2022	8/16/22	May 2022	165,059.90
10/20/2022	9/20/22	Jun 2022	185,091.56
11/17/2022	10/17/22	Jul 2022	157,038.12
12/15/2022	11/21/22	Aug 2022	146,781.64
1/19/2023	12/21/22	Sep 2022	174,062.53
1/19/2023	1/13/23	Oct 2022	146,675.28
3/16/2023	2/14/23	Nov 2022	154,223.00
4/20/2023	3/21/23	Dec 2022	215,015.95
5/18/2023	4/18/23	Jan 2023	137,843.06
6/15/2023	5/30/23	Feb 2023	140,758.23
Total			\$1,973,553.65

2023-2024

<u>Report date</u>	<u>Chck date</u>	<u>SPA date</u>	<u>Amount</u>
7/20/2023	6/14/23	Mar 2023	184,962.12
8/17/2023	7/14/23	Apr 2023	140,186.61
9/21/2023	8/17/23	May 2023	157,713.50
10/19/2023	9/18/23	June 2023	174,805.56
11/16/2023	10/17/23	July 2023	146,198.41
12/21/2023	11/21/23	Aug 2023	149,911.73
1/18/2024	12/21/23	Sep 2023	159,318.39
2/15/2024	1/12/24	Oct 2023	138,877.26
3/21/2024	2/20/24	Nov 2023	148,995.19
4/18/2024	3/13/24	Dec 2023	202,335.51
4/18/2024	4/10/24	Jan 2024	127,869.03
6/20/2024	5/15/24	Feb 2024	138,309.02
Total			\$1,869,482.33

2024-2025

<u>Report date</u>	<u>Chck date</u>	<u>SPA date</u>	<u>Amount</u>
7/18/2024	6/13/24	Mar 2024	166,264.81
8/15/2024	7/26/24	Apr 2024	138,345.89
9/19/2024	8/20/24	May 2024	145,430.66
10/17/2024	9/17/24	Jun 2024	160,708.43
11/21/2024	10/22/24	Jul 2024	169,811.90
12/19/2024	11/19/24	Aug 2024	139,123.32
1/16/2025	12/16/24	Sep 2024	148,196.60
2/20/2025	1/16/25	Oct 2024	145,864.15
2/20/2025	2/11/25	Nov 2024	157,591.07
4/17/2025	3/14/25	Dec 2024	229,635.28
5/15/2025	4/21/25	Jan 2025	132,815.51
6/19/2025	5/19/25	Feb 2025	114,919.20
Total			\$1,848,706.82

2025-2026

<u>Report date</u>	<u>Chck date</u>	<u>SPA date</u>	<u>Amount</u>
6/19/2025	6/10/25	Mar 2025	176,215.60
8/21/2025	7/16/25	Apr 2025	151,013.97
8/21/2025	8/14/25	May 2025	156,812.76
9/18/2025	9/9/25	Jun 2025	171,985.26
11/20/2025	10/13/25	Jul 2025	153,719.64
12/18/2025	11/19/25	Aug 2025	153,705.91
1/15/2026	1/7/26	Sep 2025	166,890.56
2/19/2026	1/15/26	Oct 2025	152,811.01
3/19/2026	2/18/26	Nov 2025	161,242.68
4/16/2026	3/17/26	Dec 2025	227,758.57
Total			\$1,672,155.96

Total Collected \$22,660,742.69

HC MUD #132 Utility Costs

Fiscal Year 2026

Electric

TXU Energy

Period*	Total Usage kWh*	Electricity	Distribution Pass Through*	Total Due Amount*	Cents / kWh		
					Energy	Distribution	Total
5/28/25-6/25/25	85,209	5,443.04	6,218.09	11,661.13	6.39	7.30	13.69
6/26/25-7/27/25	94,039	5,996.72	6,127.83	12,124.55	6.38	6.52	12.89
7/28/25-8/25/25	96,867	6,191.12	5,201.24	11,392.36	6.39	5.37	11.76
8/26/25-9/24/25	100,618	6,439.93	5,911.43	12,351.36	6.40	5.88	12.28
9/25-10/23/25	96,909	6,190.54	5,426.37	11,616.91	6.39	5.60	11.99
10/24-11/23/25	85,816	5,502.48	5,441.53	10,944.01	6.41	6.34	12.75
11/24-12/28/25	85,104	5,416.50	6,742.79	12,159.31	6.36	7.92	14.29
12/29-1/28/26	74,026	4,702.64	5,920.83	10,623.47	6.35	8.00	14.35
1/29-2/26/26	68,602	4,362.98	9,166.15	13,535.60	6.37	13.36	19.73
		0.00					
		0.00					
<hr/>							
	787,190	\$ 50,245.95	\$ 56,156.26	\$ 106,408.70	6.38	7.13	13.52

kWh	Energy	Annual Cost \$		Energy	Cents / kWh	
		Distribution	Total		Distribution	Total
787,190	\$50,246	\$56,156	\$106,409	6.38	7.13	13.52



Water District Bookkeeping

1/1/2026

Billing Project Separate Billing

HARRIS COUNTY MUNICIPAL UTILITY DISTRICT # 132

60.7% to HC151 for 30" Sanitary Sewer Rehab

Billing for invoices paid through cash reports for:

Engineering

End of Fiscal Year 5/31/26

	HC #151	Total
	60.70%	100.00%

30" Sanitary Sewer Rehab

BGE Inc. 34834

14,255.41 23,485.03
0.00 0.00

CK#
2329

OPERATIONS

Repairs and Maintenance LS1/ST

Inframark RO 3989416 24" Main Line

0.00 0.00
0.00 0.00
0.00 0.00

LIFT STATION 1 SITE IMPR PROJECT

Allied Utility Construction LLC

Ninyo & Moore

C3 Constructors

BGE Inc - Engineering

Brick Restoration Inc

0.00 0.00
0.00 0.00
0.00 0.00
0.00 0.00
0.00 0.00
0.00 0.00

SITE WORK PD BY HC132 IN HC151

Allied Utility Construction LLC

Texkota Enterprises LLC change order

0.00 0.00
0.00 0.00
0.00 0.00

CURRENT BALANCE DUE

14,255.41 23,485.03

PRIOR BALANCE DUE

0.00

TOTAL BALANCE DUE

14,255.41

Please make your check payable to:

Harris County MUD #132

c/o Myrtle Cruz, Inc

3401 Louisiana Street Ste 400

Houston, TX 77002-9552

If you have any questions, please don't hesitate to call or email:

Karrie Kay, bookkeeper for the district

713-759-1368 x125

karrie_kay@mcruc.com



Water District Bookkeeping

3/2/2026

Billing Project Separate Billing

HARRIS COUNTY MUNICIPAL UTILITY DISTRICT # 132

60.7% to HC151 for 30" Sanitary Sewer Rehab

Billing for invoices paid through cash reports for:

Engineering

End of Fiscal Year 5/31/26

	HC #151	Total
	60.70%	100.00%

30" Sanitary Sewer Rehab

BGE Inc. 32455	16,513.96	27,205.87	2375
BGE Inc. 37817	2,121.97	3,495.83	2347
BGE Inc. 38356	1,611.01	2,654.06	2375
	0.00	0.00	

OPERATIONS

Repairs and Maintenance LS1/ST	0.00	0.00
Inframark RO 3989416 24" Main Line	0.00	0.00
	0.00	0.00

LIFT STATION 1 SITE IMPR PROJECT

Allied Utility Construction LLC	0.00	0.00
Ninyo & Moore	0.00	0.00
C3 Constructors	0.00	0.00
BGE Inc - Engineering	0.00	0.00
Brick Restoration Inc	0.00	0.00
	0.00	0.00

SITE WORK PD BY HC132 IN HC151

Allied Utility Construction LLC	0.00	0.00
Texkota Enterprises LLC change order	0.00	0.00
	0.00	0.00

CURRENT BALANCE DUE 20,246.95 33,355.76

PRIOR BALANCE DUE 0.00

TOTAL BALANCE DUE **20,246.95**

Please make your check payable to:

Harris County MUD #132
 c/o Myrtle Cruz, Inc
 3401 Louisiana Street Ste 400
 Houston, TX 77002-9552

If you have any questions, please don't hesitate to call or email:

Karrie Kay, bookkeeper for the district
 713-759-1368 x125
karrie_kay@mcruz.com



Water District Bookkeeping

4/15/2026

Billing March 2026

HARRIS COUNTY MUNICIPAL UTILITY DISTRICT # 132

PRORATA SHARE OF COSTS FOR 8411 FM 1960 E LIFT STATION #1

Billing for invoices paid through cash reports for:

March 2027

End of Fiscal Year 5/31/26

HC #132	HC #151	HC #153	Total
---------	---------	---------	-------

2,058	380	1,292	3,729
55.18%	10.18%	34.64%	100.00%

Connections

		HC #132	HC #151	HC #153	Total	CK#
UTILITIES						
2/27-3/29/26	TXU Energy @8411 FM1960E	1,487.87	274.49	934.03	2,696.39	2403
	TXU Energy @8411 FM1960E	0.00	0.00	0.00	0.00	
2/24-3/25/26	CenterPoint @8411 FM1960E 6989363-4	32.08	5.92	20.14	58.14	2402
	CenterPoint @8411 FM1960E 6989363-4	0.00	0.00	0.00	0.00	
OPERATIONS						
Mar	Repairs and Maintenance LS1/ST	2,863.95	528.36	1,797.88	5,190.19	2419
Mar	LS Operations	413.85	76.35	259.80	750.00	2418
	McDonald & Wessendorff Insurance	0.00	0.00	0.00	0.00	
LIFT STATION 1						
	Instrumentation Service Group	0.00	0.00	0.00	0.00	
	C3 Constructors	0.00	0.00	0.00	0.00	
	BGE Inc - Engineering	0.00	0.00	0.00	0.00	
	BGE Inc - Engineering	0.00	0.00	0.00	0.00	
	Brick Restoration Inc	0.00	0.00	0.00	0.00	

CURRENT BALANCE DUE	4,797.75	885.12	3,011.85	8,694.72
----------------------------	-----------------	---------------	-----------------	-----------------

PRIOR BALANCE DUE		0.00	0.00	
--------------------------	--	-------------	-------------	--

TOTAL BALANCE DUE		885.12	3,011.85	
--------------------------	--	---------------	-----------------	--

Please make your check payable to:
 Harris County MUD #132
 c/o Myrtle Cruz, Inc
 3401 Louisiana Street Ste 400
 Houston, TX 77002-9552

If you have any questions, please don't hesitate to call or email:
 Karrie Kay, bookkeeper for the district
 713-759-1368 x125
karrie_kay@mcruz.com

HC MUD 132
TexStar Logic Rate Sheet

LOGIC.ORG

<u>Report date</u>	<u>Rate</u>	<u>Net.Asset.Value.</u>	<u>Interest</u>	<u>Deposits</u>	<u>Withdrawals</u>	<u>Account Balance</u>	<u>Market Balance</u>
2016 AVG/Total	0.6951	1.000280	\$0.00	\$2,157,027.62	-\$377,981.89	\$1,779,045.73	\$1,779,492.27
2017 AVG/Total	1.1643	1.020593	\$0.00	\$1,544,156.21	\$0.00	\$3,323,201.94	\$3,908,750.12
2018 AVG/Total	2.0575	1.275583	\$0.00	\$2,303,394.52	\$0.00	\$5,626,596.46	\$7,314,575.40
2019 AVG/Total	2.3387	1.150061	\$0.00	\$1,149,687.06	\$1,546,381.64	\$8,322,665.16	\$8,323,214.46
2020 AVG/Total	0.7475	1.000779	\$0.00	\$569,625.62	-\$2,524,678.87	\$6,367,611.91	\$8,323,214.46
2021 AVG/Total	0.0570	1.000075	\$0.00	\$3,883.21	-\$1,260,000.00	\$5,111,495.12	\$5,111,878.48
2022 AVG/Total	1.7105	0.999612	\$81,072.64	\$1,507,344.61	-\$225,000.00	\$6,474,912.37	\$6,474,575.67
2023 AVG/Total	5.2077	1.000076	\$329,639.15	\$522,444.14	-\$1,160,000.00	\$6,166,995.66	\$6,170,153.10
2024 AVG/Total	5.2732	1.000176	\$342,815.28	\$1,717,501.62	-\$3,450,000.00	\$4,777,312.56	\$4,778,167.70

Current Year

1/31/2025	4.5390	0.999818	\$20,084.02	\$190,000.00	-\$329,000.00	\$4,658,396.58	\$4,657,548.75
2/28/2025	4.5009	1.000097	\$18,301.75	\$245,000.00	-\$620,000.00	\$4,301,698.33	\$4,302,115.59
3/31/2025	4.4641	0.999972	\$34,365.87	\$51,689.86	-\$200,000.00	\$4,187,754.06	\$4,187,636.80
4/30/2025	4.4512	0.999923	\$15,712.12	\$0.00	\$0.00	\$4,203,466.18	\$4,203,142.51
5/31/2025	4.4223	0.999948	\$15,803.54	\$10,000.00	\$0.00	\$4,229,269.72	\$4,229,049.80
6/30/2025	4.4108	0.999970	\$0.00	\$0.00	\$0.00	\$4,229,269.72	\$4,229,142.84
7/31/2025	4.4096	1.000071	\$31,876.60	\$256,350.40	\$0.00	\$4,517,496.72	\$4,517,817.46
8/31/2025	4.3944	1.000309	\$16,860.35	\$0.00	\$0.00	\$4,534,357.07	\$4,535,758.19
9/30/2025	4.3313	1.000028	\$0.00	\$0.00	\$0.00	\$4,534,357.07	\$4,534,484.03
10/31/2025	4.2418	1.000128	\$32,533.68	\$0.00	\$0.00	\$4,566,890.75	\$4,567,475.31
11/30/2025	4.0904	1.000223	\$0.00	\$0.00	\$0.00	\$4,566,890.75	\$4,567,909.17
12/31/2025	3.9516	1.000197	\$15,349.92	\$35,000.00	\$0.00	\$4,617,240.67	\$4,618,150.27
1/31/2026	3.8627	1.000153	\$30,754.76	\$100,000.00	\$0.00	\$4,747,995.43	\$4,748,721.87
2/28/2026	3.8067	0.999885	\$0.00	\$345,000.00	\$0.00	\$5,092,995.43	\$5,092,409.74
3/31/2026	3.7875	0.999851	\$30,733.52	\$55,000.00	\$0.00	\$5,178,728.95	\$5,177,957.32

INVESTMENT REPORT, AUTHORIZATION AND REVIEW

Report for
Harris County MUD #132
AAAm

Prepared for the reporting period ("Period") from

3/1/2026

to

3/31/2026

Investment Pools fund	Rate	Beginning Value for Period			Gain (Loss) to Market Value	Deposits or (Withdrawals)	Ending Value for Period		
		Book	N.A.V.	Market			Book	N.A.V.	Market
OP Logic (TexStar)	3.7875%	5,092,995.44	0.99989	5,092,409.74	0.00	85,733.52	5,178,728.96	0.999851	5,177,957.33
	3.7875%	5,092,995.44		5,092,409.74	0.00	85,733.52	5,178,728.96		5,177,957.33

Certificates of Deposits fund	Rate	Purchase Value	Term in Days	Begin Value for Period	Interest accrued this period	Deposits or (Withdrawals)	Ending Value for Period	Date of Purchase	Date of Maturity
OA Cadence,wasBK Brenham	3.67%	239,856.91	184	0.00	602.93	239,856.91	240,459.84	3/7/2026	9/7/2026
OA Wallis State Bank	4.15%	235,042.00	365	239,691.97	828.44	0.00	240,520.41	9/8/2025	9/8/2026
	3.9503%	709,917.02	365	479,341.22	1,639.02	0.00	480,980.25		161

total investments 3.8011% 5,802,912.46 365 5,571,750.96 1,639.02 85,733.52 5,659,709.20 warn: 15

Compliance Statement.

The investments (reported on above) for the Period are in compliance with the investment strategy expressed in the District's Investment Policy and the Public Funds Investment Act.


Review.

This report and the District's Investment Policy are submitted to the Board for its review and to make any changes thereto as determined by the Board to be necessary and prudent for the management of District funds.

Signatures.

Myrtle Cruz, Inc. invest.xls version 2.4

Investment Officer _____ (please sign & date)
Mary Jarmon - Recent PFIA Training Date: 10/20/23



 Bookkeeper (Myrtle Cruz, Inc.)
 Karrie Kay



Harris County MUD 132
Operations Report for the month of
March
4/16/2026

A handwritten signature in black ink that reads "Allen Jenkins".

Allen Jenkins
Senior Account Manager

Executive Summary

Previous Meeting Action Item Status

Item	Location	Description	Status

Current Items Requiring Board Approval

Request	Location	Description	Est. Cost
Delinquent Tags	District area	152 Delinquent Letters for bills due 4/7	N/A
Annual Identity Theft report			N/A

Compliance Summary

- Water Distribution -- Monthly Bacteriological Samples were taken throughout the district. All came back compliant (no coliform found; no E. coli found).
- Current Annual Avg. CL2 Res. = 2.20 Mg/l
- Wastewater Collection Complaint

Operations Summary:

- Potable Water Production
- Total water Billed for the month 24,790,000
- Total water Pumped for the month 24,021,000
- Accountability 103%
- Eye on Water users = 464 / 24% 2 new users signed up in March.

- Potable Water Distribution

- Completed Annual Fire Hydrant PM
- Repaired 2 water leaks in the district
- Performed annual generator PM at WP # 1 & 2
- Replaced the air compressor at WP # 1

- Sanitary Sewer Collection

- Replaced the phase monitor and surge protector at LS # 2

- Builder Services / Inspection

- Customer Care

- Delinquent letters mailed 161 on 3/9
- Delinquent Tags Hung 65 on 3/23
- Disconnects for non-Payment 13 on 3/30
- There are no accounts for Consideration to write offs this month.
- There are no accounts for Consideration to send to Collections this month.



2002 West Grand Parkway North
Suite 100
Katy, Texas 77449
281.578.4200

February 3, 2026

Board of Directors
Harris County Municipal Utility District No. 132

Annual Administrator's Report on Identity Theft Prevention and Protection

In compliance with the District's Red Flag rules and the Federal Trade Commission, Inframark, the Program Administrator, is submitting this annual Red Flag Rules report.

- **2025 Incidents:** From January 2025 to December 2025, there was no activity indicative of identity theft through questionable documentation, phone conversations, payment activity, account activity, or employee activity.
- **Compliance:** Inframark has maintained all customer information in compliance set forth through the District's program.
- **Training:** Procedures followed by Customer Service Representatives regarding proper handling and verification of customer information are in accordance with the District's policy. New hires are trained on the program requirements.
- **Red Flag Incidents:** There were no red flag incidents detected or to be reported.
- **Suggested Changes:** There are no program request changes.

March

**OPERATIONS REPORT
H.C.M.U.D. NO. 132
FOR THE MONTH OF
March 2026**



OPERATIONS EXPENSES:	March 2026	10 MONTHS YTD
BASIC OPERATIONS	\$10,960.00	\$114,177.50
POSTAGE, MAILING, COPIES, ETC.	5,985.68	65,611.53
WATER TAPS NO. 0 RESIDENTIAL, 0 COMMERCIAL	0.00	500.00
SEWER TAPS NO. 0 RESIDENTIAL, 1 COMMERCIAL	100.00	1,198.96
WATER PLANT MAINTENANCE	28,382.79	203,986.98
WATER LINE MAINTENANCE	40,367.79	322,973.71
SEWER LINE MAINTENANCE/DRAINAGE DITCH	6,112.05	60,241.12
TEMPORARY METER	0.00	0.00
BUILDER LOT INSPECTION	0.00	0.00
LIFT STATION MAINTENANCE	16,388.65	143,673.65
ADMINISTRATIVE	411.16	3,526.54
CREDIT MEMO	0.00	0.00

TOTAL AMOUNT INVOICED	\$108,708.12	\$915,889.99
------------------------------	---------------------	---------------------

MAINTENANCE COSTS FOR LIFT STATION NUMBER 1	\$5,190.19	\$110,405.40
--	-------------------	---------------------

BUILDER DAMAGES	CURRENT	30-60 DAYS	60-90 DAYS	OVER 90 DY
	\$0.00	\$0.00	\$0.00	\$0.00
	\$0.00	\$0.00	\$0.00	\$0.00
	\$0.00	\$0.00	\$0.00	\$0.00
	\$0.00	\$0.00	\$0.00	\$0.00
	\$0.00	\$0.00	\$0.00	\$0.00
	\$0.00	\$0.00	\$0.00	\$0.00
	\$0.00	\$0.00	\$0.00	\$0.00
	\$0.00	\$0.00	\$0.00	\$0.00
	\$0.00	\$0.00	\$0.00	\$0.00
	\$0.00	\$0.00	\$0.00	\$0.00

TAP ACTIVITES			
WATER TAP FEES	0 RESIDENTIAL, 0 COMMERCIAL	\$0.00	\$0.00
SEWER TAP FEES	0 RESIDENTIAL, 0 COMMERCIAL	\$0.00	\$150.00
OTHER FEES/TEMP MTR	0 RESIDENTIAL, 0 COMMERCIAL	\$0.00	\$350.00
ASSESSMENT FEES/BUILDER DEPOSIT		0.00	\$0.00
ENDING NUMBER OF WATER CONNECTIONS RESIDENTIAL			1736
ENDING NUMBER OF WATER CONNECTIONS COMMERCIAL			211
ENDING NUMBER OF SEWER CONNECTIONS			1850

WATER BILL RECEIVABLES	
30 DAY	\$ 42,881.97
60 DAY	\$ 4,378.53
90 DAY	\$ 18,162.25

WATER PLANT OPERATIONS:	BEGINNING	ENDING	GALLONS	GALLONS
TOTAL WATER PUMPED	2/24/2026	3/25/2026	24,021,000	280,872,000
AMOUNT FLUSHED & WATER BREAKS & 151 Interconnect			131,920	3,009,955
AMOUNT BILLED			24,790,000	288,803,000
ESTIMATED INTERCONNECTION USAGE THIS PERIOD FROM 152			0	0
PERCENT BILLED VS. PUMPED (INCLUDES INTERCONN)			103.75%	103.90%
GALLONS COMMERCIAL, APARTMENTS, IRRIGATION			11,610,000	152,578,000
GALLONS RESIDENTAIL			13,180,000	154,226,000

**HARRIS COUNTY MUNICIPAL
UTILITY DISTRICT NO. 132
MAJOR MAINTENANCE SUMMARY
March 2026**

LIFT STATION MAINTENANCE

1. Investigated the high wet well level at Lift Station 2 on March 9, 2026. Replaced the phase monitor and surge protector for the hydro ranger. Restored power to the hydro ranger and monitored the lift station level.

Cost: \$2,962.98

SEWER LINE MAINTENANCE

1. There are no major maintenance items to report this month.

WATER LINE MAINTENANCE

1. Performed and completed a survey on the District fire hydrants on March 18, 2026.
2. Removed a section of the sidewalk at 18906 Atasca Oaks on March 9, 2026, and exposed the leaking service line. Removed and replaced the service line, backfilled and cleaned the area. Replaced the sidewalk and sod on March 17, 2026.
3. Exposed, removed and replaced the leaking service line at 7706 Pinehurst Shadow on March 9, 2026, backfilled and cleaned the area. Leveled the area and replaced the sod on March 16, 2026.

Cost: \$15,010.71

Cost: \$5,233.32

Cost: \$4,615.35



WATER PLANT MAINTENANCE

1. Performed annual generator electrical load test at Water Plant 1 on March 26, 2026.
Cost: \$2,225.40
2. Performed annual generator electrical load test at Water Plant 2 on March 25, 2026.
Cost: \$2,225.40
3. Purchased and replaced the air compressor at Water Plant 1 on March 17, 2026.
Cost: \$3,462.04



ADMINISTRATIVE MAINTENANCE

1. There are no major maintenance items to report this month.

**HARRIS COUNTY MUNICIPAL UTILITY DISTRICT NO. 132
HISTORICAL MAJOR MAINTENANCE SUMMARY
Mar-26**

WATER PLANT #1		
REPAIR DATE	DESCRIPTION	COST
Jan-25	INVESTIGATE GENERATOR	\$1,713.10
Jan-25	LOW CL2 IN GST	\$1,337.91
Mar-25	CLEANED BLEACH PUMP	\$2,244.00
Mar-25	INSTALLED NEW CONDUIT FOR BLEACH LINE	\$5,252.50
Mar-25	OPEN GST 2 HATCH FOR INSPECTION	\$2,200.00
Mar-25	PURCHASED AND DELIVERED BLEACH TUBE	\$1,829.99
Feb-25	RESET HDMI SCREEN	\$1,513.24
Apr-25	INSTALLED SPARE DIALER	\$1,151.25
May-25	CLOSED HPT	\$2,882.00
Apr-25	REPAIRED PO4 LINE	\$1,134.72
Jun-25	REPLACED CONTROL ROOM A/C	\$3,055.55
Jun-25	LOAD TEST GENERATOR FOR HIGH TEMP	\$1,651.59
Jul-25	CLEARED TREES FROM FENCE AND POWER	\$6,468.00
Aug-25	REPLACED THERMOSTATS ON GENERATOR	\$2,898.45
Sep-25	REPLACED CL2 FEED TUBE	\$1,110.73
Oct-25	REPLACED FRONT GATE	\$5,362.50
Nov-25	REPLACED THE LIGHTS IN THE PUMP ROOM	\$2,474.83
Mar-26	REPLACED AIR COMPRESSOR	\$3,462.04
TOTAL		\$47,742.40

WATER PLANT #2		
REPAIR DATE	DESCRIPTION	COST
Jan-25	PURCHASED BLEACH PUMP MATERIALS	\$1,264.39
Jan-25	LOW PSI DUE TO BREAK 132/151	\$1,503.95
Jan-25	OPENED AND CLOSED HATCH ON HPT	\$1,264.39
Mar-25	REPAIRED THE AUTO DIALER	\$1,250.39
Mar-25	PURCHASED AND DELIVERED BLEACH TUBES	\$1,829.36
Jun-25	CLOSED HPT HATCH	\$2,200.00
Jun-25	REPLACED BOLTS ON BP3 MOTOR	\$1,020.49
Jul-25	REPLACED FANS IN PO4 ROOM	\$3,422.29
Aug-25	DEMOED EXPOSED CABLES FROM PO4 ROOM	\$1,453.27
Sep-25	REPLACED LEAKING CL2 FEED BALL VALVE	\$1,772.09
Oct-25	REPLACED CL2 FEED LINE	\$3,292.04
Dec-25	PURCHASED BLEACH TANK	\$2,151.74
Jan-26	MONITORED PLANT DURING FREEZE	\$1,745.92
TOTAL		\$24,170.32

LIFT STATION #1		
REPAIR DATE	DESCRIPTION	COST
Jan-25	LIFT PUMP FAILURE	\$4,290.00
Jan-25	REPLACED RELAYS	\$1,193.92
Feb-25	TOOK LS ON AND OFFLINE FOR STP REPAIR	\$2,210.99
Jan-25	CLEANED LS	\$21,472.34
Feb-25	CLEANED LS	\$6,732.44
Mar-25	PULL AND CLEAN LPS	\$3,299.92
Mar-25	CLEANED LS	\$8,421.44
Apr-25	REPAIRED LP1	\$15,101.91
Apr-25	PURCHASED AND INSTALLED AIR RELEASE	\$3,778.84
Apr-25	CLEANED LS	\$21,868.50
May-25	INSTALLED AIR RELEASE VALVES ON LP1 AND 3	\$3,922.55
May-25	CLEANED LS	\$13,893.38
Jul-25	INSTALLED WATER LINE AND METER	\$7,837.50
Jul-25	CLEANED LS	\$15,735.16
Aug-25	REPAIRED THE GUIDE RAILS	\$4,856.50
Sep-25	INSTALLED FLOW METER	\$9,803.07
Sep-25	CLEANED LS	\$7,932.52
Sep-25	INSTALLED REEL AND BACKFLOW PREVENT	\$1,960.75
Sep-25	INSTALLED DOPPLER FLOW METER	\$2,020.70
Dec-25	CLEANED LS	\$13,474.08
TOTAL		\$169,806.51

LIFT STATION #2		
REPAIR DATE	DESCRIPTION	COST
Dec-25	CLEANED LS	\$1,740.47
Mar-26	REPLACED PHASE MONITOR	\$2,962.98
TOTAL		\$4,703.45

LIFT STATION #3		
REPAIR DATE	DESCRIPTION	COST
Apr-25	REPAIRED GENERATOR OIL LEAK	\$1,073.21
TOTAL		\$1,073.21

WATER LINE REPAIRS		
REPAIR DATE	ADDRESS	COST
Feb-25	21210 KINGS RIVER PT - C	\$1,747.46
Feb-25	19300 W LAKE HOUSTON - C	\$108,381.46
Mar-25	19300 W LAKE HOUSTON - C	\$9,659.10
Apr-25	32 KINGS RIVER COURT - C	\$3,709.80
Apr-25	19814 ATASCOCITA SHORES - I	\$1,070.48
Apr-25	8610 TIMBER VIEW - C	\$6,443.84
Apr-25	20419 TAMORRON - I	\$1,394.68
May-25	20502 RIVERSIDE PINES - C	\$7,098.66
Mar-25	18918 TOWN CENTER	\$4,851.66
Jun-25	8747 SUMMIT PINES - C	\$1,694.46
Jul-25	19515 SANDY SHORE - I	\$2,048.92
Oct-25	20342 ALLEGRO SHORES -	\$1,894.54
Oct-25	8203 SHOREGROVE - C	\$8,289.61
Nov-25	8611 PINE SHORES - I	\$2,958.69
Nov-25	19711 SWEETGUM FOREST - i	\$2,953.50
Dec-25	7522 PINEHURT SHADOW - C	\$5,724.61
Dec-25	19332 W LAKE HOUSTON - C	\$6,618.17
Jan-26	18630 ATASCA OAKS - C	\$1,629.58
Jan-26	7435 FM 1960 EAST - I	\$1,849.05
Feb-26	ACAPULCO COVE CT - i	\$1,628.11
Feb-26	FM 1960 HYDRANT - I	\$5,292.28
Mar-26	FIRE HYDRANT SURVEY	\$15,010.71
Mar-26	18906 ATASCA OAKS - C	\$5,233.32
Mar-26	7706 PINEHURST SHADOW - I	\$4,615.35
TOTAL		\$211,798.04

**HARRIS COUNTY MUNICIPAL UTILITY DISTRICT NO. 132
HISTORICAL MAJOR MAINTENANCE SUMMARY
Expenses \$2000 and Over
Mar-26**

WATER PLANT #1		
REPAIR DATE	DESCRIPTION	COST
Mar-25	CLEANED BLEACH PUMP	\$2,244.00
Mar-25	INSTALLED NEW CONDUIT FOR BLEACH LINE	\$5,252.50
Mar-25	OPEN GST 2 HATCH FOR INSPECTION	\$2,200.00
May-25	CLOSED HPT	\$2,882.00
Jun-25	REPLACED CONTROL ROOM A/C	\$3,055.55
Jul-25	CLEARED TREES FROM FENCE AND POWER LINE	\$6,468.00
Aug-25	REPLACED THERMOSTATS ON GENERATORS	\$2,898.45
Oct-25	REPLACED FRONT GATE	\$5,362.50
Nov-25	REPLACED CONTROL ROOM LIGHTS	\$2,474.83
	TOTAL	\$32,837.83

WATER PLANT #2		
REPAIR DATE	DESCRIPTION	COST
Jun-25	CLOSED HPT HATCH	\$2,200.00
Jul-25	REPLACED FANS IN PO4 ROOM	\$3,422.29
Oct-25	REPLACED CL2 FEED LINE	\$3,292.04
Dec-25	PURCHASED BLEACH TANK	\$2,151.74
Mar-26	REPLACED AIR COMPRESSOR	\$3,462.04
	TOTAL	\$14,528.11

LIFT STATION #1		
REPAIR DATE	DESCRIPTION	COST
Jan-25	LIFT PUMP FAILURE	\$4,290.00
Feb-25	TOOK LS ON AND OFFLINE FOR STP REPAIRS	\$2,210.99
Jan-25	CLEANED LS	\$21,472.34
Feb-25	CLEANED LS	\$6,732.44
Mar-25	PULL AND CLEAN LPS	\$3,299.92
Mar-25	CLEANED LS	\$8,421.44
Apr-25	REPAIRED LP1	\$15,101.91
Apr-25	PURCHASED AND INSTALLED AIR RELEASE VALVE	\$3,778.84
Apr-25	CLEANED LS	\$21,868.50
May-25	INSTALLED AIR RELEASE VALVES ON LP1 AND 3	\$3,922.55
May-25	CLEANED LS	\$13,893.38
Jul-25	INSTALLED WATER LINE AND METER	\$7,837.50
Jul-25	CLEANED LS	\$15,735.16
Aug-25	REPAIRED THE GUIDE RAILS	\$4,856.50
Sep-25	INSTALLED FLOW METER	\$9,803.07
Sep-25	CLEANED LS	\$7,932.52
Sep-25	INSTALLED DOPPLER FLOW METER	\$2,020.70
Dec-25	CLEANED LS	\$13,474.08
	TOTAL	\$166,651.84

LIFT STATION #2		
REPAIR DATE	DESCRIPTION	COST
Apr-18	REPLACED ATS	\$5,081.63
Jun-18	REPLACED LP3	\$12,164.02
Jun-18	CLEANED LIFT STATION	\$2,246.24
Sep-18	REPLACED GENERATOR	\$37,950.00
May-19	CLEANED LIFT STATION	\$2,020.88
Mar-22	REPLACED HYDRO RANGER	\$3,583.75
Mar-26	REPLACED PHASE MONITOR	\$2,962.98
	TOTAL	\$66,009.50

LIFT STATION #3		
REPAIR DATE	DESCRIPTION	COST
	TOTAL	\$0.00

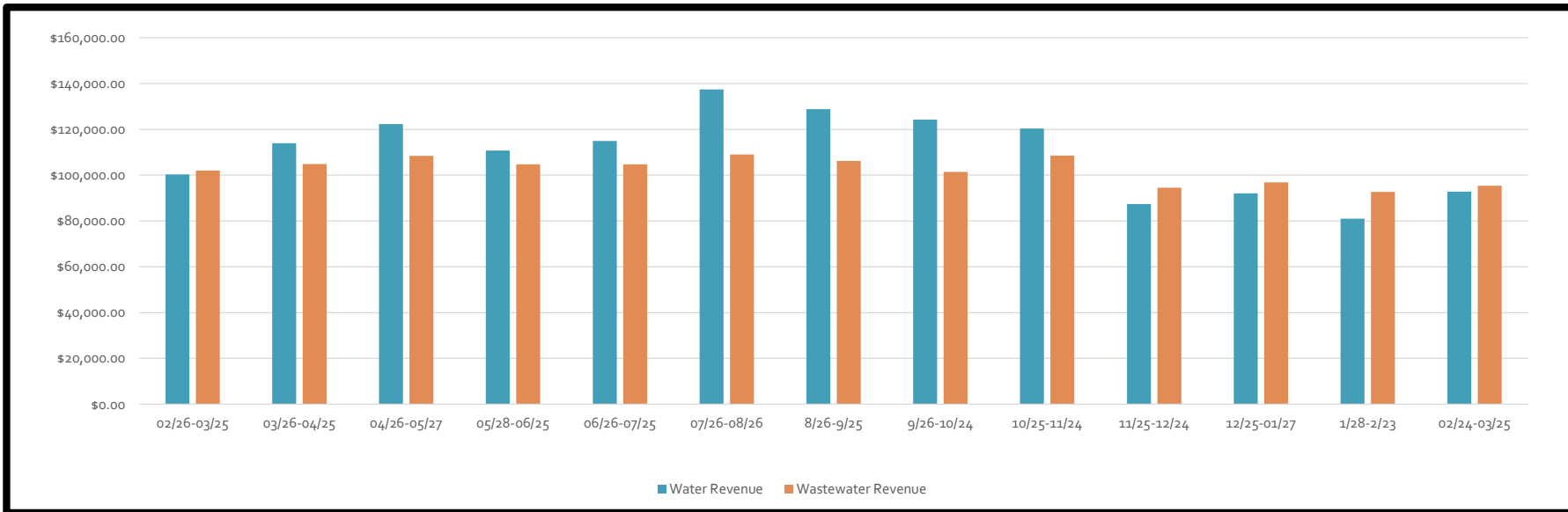
WATER LINE REPAIRS		
REPAIR DATE	ADDRESS	COST
Feb-25	19300 W LAKE HOUSTON - C	\$108,381.46
Mar-25	19300 W LAKE HOUSTON - C	\$9,659.10
Apr-25	32 KINGS RIVER COURT - C	\$3,709.80
Apr-25	8610 TIMBER VIEW - C	\$6,443.84
May-25	20502 RIVERSIDE PINES - C	\$7,098.66
Mar-25	18918 TOWN CENTER	\$4,851.66
Jul-25	19515 SANDY SHORE - I	\$2,048.92
Nov-25	8611 PINE SHORES - I	\$2,958.69
Oct-25	8203 SHOREGROVE - C	\$8,289.61
Dec-25	7522 PINEHURST SHADOW - C	\$5,724.61
Dec-25	19332 W LAKE HOUSTON - C	\$6,618.17
Feb-26	FM 1960 HYDRANT - I	\$5,292.28
Mar-26	FIRE HYDRANT SURVEY	\$15,010.71
Mar-26	18906 ATASCA OAKS - C	\$5,233.32
Mar-26	7706 PINEHURST SHADOW - I	\$4,615.35
	TOTAL	\$195,936.18

SEWER LINE REPAIRS		
REPAIR DATE	ADDRESS	COST
Apr-25	W. LAKE HOUSTON CLEAN AND TV LINES	\$23,417.94
Jun-25	GOLF COURSE STORM LINE	\$4,708.00
Dec-25	8743 PINES PLACE	\$2,005.63
	TOTAL	\$28,125.94

Billing Summary

Description	Mar-25	Mar-26
Number of Accounts Billed	1934	1947
Avg Water Use for Accounts Billed in gallons	13,905	12,732
Current Billing	\$ 306,485	\$ 291,749
Total Arrears	\$ 41,852	\$ 39,371
Ending Balance	\$ 348,337	\$ 331,119

12 Billing Month History by Category

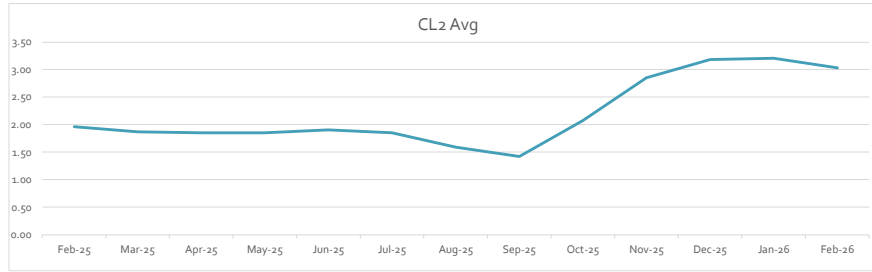


Water Quality Report - Disinfection Monitoring

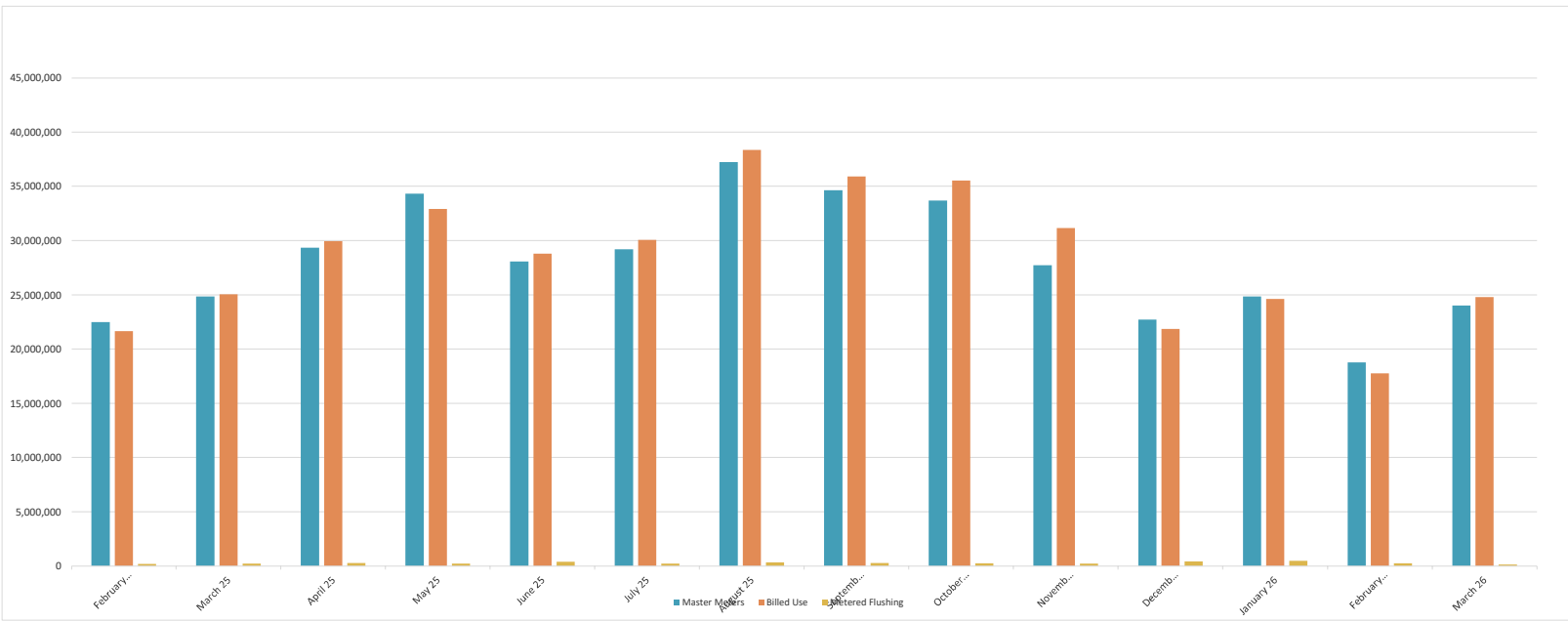
Current Annual Avg

2.20

Date	CL ₂ Avg
Feb-25	1.96
Mar-25	1.87
Apr-25	1.86
May-25	1.86
Jun-25	1.90
Jul-25	1.86
Aug-25	1.59
Sep-25	1.42
Oct-25	2.07
Nov-25	2.85
Dec-25	3.18
Jan-26	3.21
Feb-26	3.03



Water Accountability Report



Water Accountability Report Historical

Month	Read Date	Number of Connections	Calendar Month Pumped	Master Meters	Billed Use	Master Meters - Billed Use	Master Meters - Billed Use / Billed Use, %	Metered Flushing	Gal.s Loss (-)	Accounted For %	Non Metered Water	Supplied HC151 Interconnect
Feb-25	2/25/25	1959	22,509,000	22,476,000	21,640,000	836,000	0.04	193,800	642,200	97%		
Mar-25	3/25/25	1959	29,622,000	24,832,000	25,043,000	-211,000	-0.01	210,750	(655,750)	103%	234,000	
Apr-25	4/25/25	1950	30,171,000	29,341,000	29,944,000	-603,000	-2.06%	267,000	(903,000)	103%	33,000	
May-25	5/27/25	1949	33,905,000	34,317,000	32,913,000	1,404,000	4.09%	204,600	1,090,650	97%	108,750	
Jun-25	6/25/25	1949	30,058,000	28,074,000	28,803,000	-729,000	-0.03	394,750	(1,123,750)	104%		
Jul-25	7/25/25	1949	31,651,000	29,195,000	30,071,000	-876,000	-0.03	219,750	(1,095,750)	104%		
Aug-25	8/26/25	1945	38,148,000	37,245,000	38,356,000	-1,111,000	-2.98%	319,050	(1,475,050)	104%	45,000	
Sep-25	9/25/25	1948	35,595,000	34,633,000	35,900,000	-1,267,000	-3.66%	278,250	(1,590,250)	105%	45,000	
Oct-25	10/24/25	1948	34,643,000	33,682,000	35,532,000	-1,850,000	-5.49%	234,000	(2,084,000)	106%		
Nov-25	11/24/25	1948	27,373,000	27,714,000	31,145,000	-3,431,000	-12.38%	211,485	(3,642,485)	113%		
Dec-25	12/24/25	1948	23,770,000	22,706,000	21,847,000	859,000	3.78%	408,240	450,760	98%		
Jan-26	1/27/26	1948	23,195,000	24,833,000	24,601,000	232,000	0.93%	477,000	(245,000)	101%		
Feb-26	2/23/26	1947	20,912,000	18,769,000	17,758,000	1,011,000	5.39%	245,510	765,490	96%		
Mar-26	3/25/26	1947	26,665,000	24,021,000	24,790,000	-769,000	-3.20%	131,920	(900,920)	104%		

HC 132 Pymts for 01/1/25 - 01/31/25

Web - CC	CC ACH	CC Instapay	IVR - CC	Web - Eck	Instapay - Eck	Bank ACH	IVR - Eck	Uscan	Ureceivables
281	188	58	54	120	25	539	43	314	225

Total Payments 1847

HC 132 Pymts for 02/1/25 - 02/29/25

Web - CC	CC ACH	CC Instapay	IVR - CC	Web - Eck	Instapay - Eck	Bank ACH	IVR - Eck	Uscan	Ureceivables
256	189	48	35	91	21	540	35	327	212

Total Payments 1754

HC 132 Pymts for 03/1/25 - 03/31/25

Web - CC	CC ACH	CC Instapay	IVR - CC	Web - Eck	Instapay - Eck	Bank ACH	IVR - Eck	Uscan	Ureceivables
259	197	78	47	102	24	540	38	306	200

Total Payments 1791

HC 132 Pymts for 04/1/25 - 04/31/25

Web - CC	CC ACH	CC Instapay	IVR - CC	Web - Eck	Instapay - Eck	Bank ACH	IVR - Eck	Uscan	Ureceivables
259	197	58	55	107	17	538	37	298	219

Total Payments 1785

HC 132 Pymts for 05/1/25 - 05/31/25

Web - CC	CC ACH	CC Instapay	IVR - CC	Web - Eck	Instapay - Eck	Bank ACH	IVR - Eck	Uscan	Ureceivables
291	203	62	57	113	28	542	39	315	217

Total Payments 1867

HC 132 Pymts for 06/1/25 - 06/30/25

Web - CC	CC ACH	CC Instapay	IVR - CC	Web - Eck	Instapay - Eck	Bank ACH	IVR - Eck	Uscan	Ureceivables
273	200	43	36	134	19	547	44	317	190

Total Payments 1803

HC 132 Pymts for 07/1/25 - 07/31/25

Web - CC	CC ACH	CC Instapay	IVR - CC	Web - Eck	Instapay - Eck	Bank ACH	IVR - Eck	Uscan	Ureceivables
277	203	76	59	135	21	544	39	325	212

Total Payments 1891

HC 132 Pymts for 08/1/25 - 08/31/25

Web - CC	CC ACH	CC Instapay	IVR - CC	Web - Eck	Instapay - Eck	Bank ACH	IVR - Eck	Uscan	Ureceivables
290	199	60	42	131	14	540	48	296	210

Total Payments 1830

HC 132 Pymts for 09/1/25 - 09/30/25

Web - CC	CC ACH	CC Instapay	IVR - CC	Web - Eck	Instapay - Eck	Bank ACH	IVR - Eck	Uscan	Ureceivables
46	196	12	9	13	4	538	12	39	7

Total Payments 876

HC 132 Pymts for 10/01/25-10/31/25

Web - Eck and CC	Central Bank ELB	CC Instapay	IVR - CC	Web - Eck	Instapay - Eck	Bank ACH	IVR - Eck	Uscan	Ureceivables
1200	184								

Total Payments 1384

HC 132 Pymts for 11/01/25-11/30/25

Lockbox Paper Cks	Central Bank ELB - Lockbox E check	Payment Window	Credit Card	VG Mail	Exceptions	Eck	IVR - Eck	Uscan	Taps
193	110	12	424	7	61	368			3

Total Payments 1178

HC 132 Pymts for 12/01/25-12/31/25

Lockbox Paper Cks	Central Bank ELB - Lockbox E check	Payment Window	Credit Card	VG Mail	Exceptions	Eck	IVR - Eck	Uscan	Taps
324	148	3	630	3	165	598			0

Total Payments 1871

HC 132 Pymts for 01/01/26-01/31/26

Lockbox Paper Cks	Central Bank ELB - Lockbox E check	Payment Window	Credit Card/Eck	VG Mail	Exceptions	Nightdrop	NSF	Uscan	Taps
238	108	8	1263	1	96	2	5	0	0

Total Payments 1721

HC 132 Pymts for 02/01/26-02/28/26

Lockbox Paper Cks	Central Bank ELB - Lockbox E check	Payment Window	Credit Card/Eck	VG Mail	Exceptions	Nightdrop	NSF	Uscan	Taps
220	123	7	1308	2	84	0	10	0	0

Total Payments 1754

HC 132 Pymts for 03/01/26-03/31/26

Lockbox Paper Cks	Central Bank ELB - Lockbox E check	Payment Window	Credit Card/Eck	VG Mail	Exceptions	Nightdrop	NSF	Uscan	Taps
220	125	10	1412	3	104	0	14	0	1

Total Payments 1889

- Web - CC = Customer made a credit card payment online
- CC ACH = Customers set up for recurring draft with their credit card
- CC Instapay = Customer used the scan code on bill to make a payment with credit card
- IVR - CC = Customer made a credit card payment by phone
- Web - Eck = Customer made a payment by check online
- Instapay Eck = Customer used the scan code on bill to make a payment with check
- Bank ACH = Customers set up for recurring draft with their bank account
- IVR - Eck = Customer made a payment by check by phone
- Uscan = Customer mailed in payment to PO Box on remit stub
- Ureceivables = Customer has set up payment through their bank and it is a wire transfer

HC132 - InfraSMART (Scheduled Maintenance Asset Reliability Tracker)

08 Apr 2026 03:55:00PM CST

Go Green! Think before you print.

Sched#	District	Asset ID	Asset Description	Asset Address	Activity Code	Activity Description	Interval	Last Created	Last Comp	Next Sched
1394	HC132	HC132-LS1	Harris County MUD # 132 - Lift Station # 1	8411 Fm 1960 Rd E	PM3MADLR	Three Month Communication & Alarm System PM (Electrical)	3-M	1/28/2026	2/26/2026	5/1/2026
7478	HC132	HC132-LS1	Harris County MUD # 132 - Lift Station # 1	8411 Fm 1960 Rd E	PMLSCLEAN	Lift Station Cleanup	6-M	10/29/2025	#####	5/1/2026
7308	HC132	HC132-LS1	Harris County MUD # 132 - Lift Station # 1	8411 Fm 1960 Rd E	PM1MGENDL	One Month Generator Load Test PM (Mechanical) must verify	1-M	3/23/2026	3/23/2026	5/1/2026
1395	HC132	HC132-LS2	Harris County MUD # 132 - Lift Station # 2	7603 Kings River Dr LS2	PM3MADLR	Three Month Communication & Alarm System PM (Electrical)	3-M	1/28/2026	3/27/2026	5/1/2026
7309	HC132	HC132-LS2	Harris County MUD # 132 - Lift Station # 2	7603 Kings River Dr LS2	PM1MGENDL	One Month Generator Load Test PM (Mechanical) must verify	1-M	3/23/2026	3/10/2026	5/1/2026
1396	HC132	HC132-LS3	Harris County MUD # 132 - Lift Station # 3	21310 Atascocita Point Dr	PM3MADLR	Three Month Communication & Alarm System PM (Electrical)	3-M	1/28/2026	2/26/2026	5/1/2026
7310	HC132	HC132-LS3	Harris County MUD # 132 - Lift Station # 3	21310 Atascocita Point Dr	PM1MGENDL	One Month Generator Load Test PM (Mechanical) must verify	1-M	3/23/2026	3/10/2026	5/1/2026
16998	HC132	HC132-OILSANDNATIONAL TIRE & BATTERY	OIL/SAND/GRIT NATIONAL TIRE & BATTERY	7208 Fm 1960 E	INOSGROUT N	Oil/Sand/Grit Separator Routine Inspections	1-M	3/30/2026	3/27/2026	5/1/2026
10328	HC132	HC132-OILSANDSUNAUTOMOTIVE	OIL/SAND/GRIT SUN AUTOMOTIVE	7625 Fm 1960 E	INGREASCOM	Monthly Grease Trap Inspections - Commercial	1-M	3/30/2026	3/26/2026	5/1/2026
1397	HC132	HC132-WP1	Harris County MUD # 132 - Water Plant # 1	8502 Rebawood Dr	PM3MADLR	Three Month Communication & Alarm System PM (Electrical)	3-M	1/28/2026	3/27/2026	5/1/2026
7311	HC132	HC132-WP1	Harris County MUD # 132 - Water Plant # 1	8502 Rebawood Dr	PM1MGENDL	One Month Generator Load Test PM (Mechanical) must verify	1-M	3/23/2026	4/3/2026	5/1/2026
17367	HC132	HC132-WP1-GEN1	HC132-WP1-GEN1 is Auxiliary Power Generator # 1 (GEN1) for Water Treatment Plant # 1 (WP1) for Harris County MUD # 132 (HC132)	8502 Rebawood Dr	PM3MGEN	Three Month Generator PM (Mechanical) must verify work type	3-M	2/2/2026	2/5/2026	5/1/2026
17369	HC132	HC132-WP1-GEN1	HC132-WP1-GEN1 is Auxiliary Power Generator # 1 (GEN1) for Water Treatment Plant # 1 (WP1) for Harris County MUD # 132 (HC132)	8502 Rebawood Dr	PM3MGEN	Three Month Generator PM (Mechanical) must verify work type	3-M			5/1/2026
1398	HC132	HC132-WP2	Harris County MUD # 132 - Water Plant # 2	19441 W Lake Houston Pkwy	PM3MADLR	Three Month Communication & Alarm System PM (Electrical)	3-M	1/28/2026	3/27/2026	5/1/2026
7312	HC132	HC132-WP2	Harris County MUD # 132 - Water Plant # 2	19441 W Lake Houston Pkwy	PM1MGENDL	One Month Generator Load Test PM (Mechanical) must verify	1-M	3/23/2026	4/3/2026	5/1/2026
7057	HC132	HC132-LS1	Harris County MUD # 132 - Lift Station # 1	8411 Fm 1960 Rd E	PMLSCLEAN	Lift Station Cleanup	2-M	2/24/2026	9/23/2025	5/1/2026
17785	HC132	HC132-GRSTRPFENGCHATEAHOUSE	GREASE TRAP FENG CHATEA HOUSE	7036 FM 1960 Rd E	INGREASCOM	Monthly Grease Trap Inspections - Commercial	1-M	3/30/2026		5/1/2026
4673	HC132	HC132-LS1	Harris County MUD # 132 - Lift Station # 1	8411 Fm 1960 Rd E	MTXCCCOM	Cellular Communications Monthly Service Fee	1-M	3/30/2026	4/6/2026	5/6/2026
4676	HC132	HC132-WP1	Harris County MUD # 132 - Water Plant # 1	8502 Rebawood Dr	MTXCCCOM	Cellular Communications Monthly Service Fee	1-M	3/30/2026	3/26/2026	5/6/2026
2440	HC132	HC132-LS1	Harris County MUD # 132 - Lift Station # 1	8411 Fm 1960 Rd E	PM3MGEN	Three Month Generator PM (Mechanical) must verify work type	3-M	11/24/2025	#####	6/1/2026
6285	HC132	HC132-LS1	Harris County MUD # 132 - Lift Station # 1	8411 Fm 1960 Rd E	PM6MMCKLV	Six Month Check Valve PM (Mechanical) must verify work type	2-M	3/26/2026	2/16/2026	6/1/2026
5353	HC132	HC132-LS2	Harris County MUD # 132 - Lift Station # 2	7603 Kings River Dr LS2	PM3MGEN	Three Month Generator PM (Mechanical) must verify work type	3-M	11/24/2025	#####	6/1/2026
2442	HC132	HC132-LS3	Harris County MUD # 132 - Lift Station # 3	21310 Atascocita Point Dr	PM3MGEN	Three Month Generator PM (Mechanical) must verify work type	3-M	11/24/2025	#####	6/1/2026
1546	HC132	HC132-WP1	Harris County MUD # 132 - Water Plant # 1	8502 Rebawood Dr	PM3MMCHL	Three Month Mechanical Lubrication PM (Mechanical)	3-M	2/25/2026	6/30/2025	6/1/2026
1547	HC132	HC132-WP2	Harris County MUD # 132 - Water Plant # 2	19441 W Lake Houston Pkwy	PM3MMCHL	Three Month Mechanical Lubrication PM (Mechanical)	3-M	2/25/2026	6/30/2025	6/1/2026
15822	HC132	HC132-LS1	Harris County MUD # 132 - Lift Station # 1	8411 Fm 1960 Rd E	PM6MARV	Six Month Air Release Valve PM	6-M	1/29/2026	2/16/2026	8/1/2026
6286	HC132	HC132-LS2	Harris County MUD # 132 - Lift Station # 2	7603 Kings River Dr LS2	PM6MMCKLV	Six Month Check Valve PM (Mechanical) must verify work type	6-M	1/29/2026	2/20/2026	8/1/2026
15823	HC132	HC132-LS2	Harris County MUD # 132 - Lift Station # 2	7603 Kings River Dr LS2	PM6MARV	Six Month Air Release Valve PM	6-M	1/29/2026	2/20/2026	8/1/2026
4938	HC132	HC132-WP1	Harris County MUD # 132 - Water Plant # 1	8502 Rebawood Dr	PM6MMECHL	Six Month Mechanical Lubrication PM (Mechanical)	12-M	8/26/2025	9/23/2025	9/1/2026
4939	HC132	HC132-WP2	Harris County MUD # 132 - Water Plant # 2	19441 W Lake Houston Pkwy	PM6MMECHL	Six Month Mechanical Lubrication PM (Mechanical)	12-M	8/26/2025	9/16/2025	9/1/2026
7058	HC132	HC132-LS2	Harris County MUD # 132 - Lift Station # 2	7603 Kings River Dr LS2	PMLSCLEAN	Lift Station Cleanup	6-M	3/26/2026	12/3/2025	10/1/2026
7059	HC132	HC132-LS3	Harris County MUD # 132 - Lift Station # 3	21310 Atascocita Point Dr	PMLSCLEAN	Lift Station Cleanup	6-M	3/26/2026	11/6/2025	10/1/2026
9146	HC132	HC132-WP1	Harris County MUD # 132 - Water Plant # 1	8502 Rebawood Dr	WPWTR	Winterize a Water Plant	12-M	10/10/2025	#####	10/31/2026

HC132 - InfraSMART (Scheduled Maintenance Asset Reliability Tracker)

08 Apr 2026 03:55:00PM CST

Go Green! Think before you print.

Sched#	District	Asset ID	Asset Description	Asset Address	Activity Code	Activity Description	Interval	Last Created	Last Comp	Next Sched
9148	HC132	HC132-WP2	Harris County MUD # 132 - Water Plant # 2	19441 W Lake Houston Pkwy	WPWTR	Winterize a Water Plant	12-M	10/10/2025	12/8/2025	10/31/2026
3151	HC132	HC132-LS1	Harris County MUD # 132 - Lift Station # 1	8411 Fm 1960 Rd E	PM1YIFRSRY	Annual Infrared Survey PM (Electrical) must verify work type	12-M	10/29/2025	3/10/2026	11/1/2026
3152	HC132	HC132-LS2	Harris County MUD # 132 - Lift Station # 2	7603 Kings River Dr LS2	PM1YIFRSRY	Annual Infrared Survey PM (Electrical) must verify work type	12-M	10/29/2025	3/9/2026	11/1/2026
3153	HC132	HC132-LS3	Harris County MUD # 132 - Lift Station # 3	21310 Atascocita Point Dr	PM1YIFRSRY	Annual Infrared Survey PM (Electrical) must verify work type	12-M	10/29/2025	3/3/2026	11/1/2026
3154	HC132	HC132-WP1	Harris County MUD # 132 - Water Plant # 1	8502 Rebawood Dr	PM1YIFRSRY	Annual Infrared Survey PM (Electrical) must verify work type	12-M	10/29/2025	2/2/2026	11/1/2026
17366	HC132	HC132-WP1-GEN1	HC132-WP1-GEN1 is Auxiliary Power Generator # 1 (GEN1) for Water Treatment Plant # 1 (WP1) for Harris County MUD # 132 (HC132)	8502 Rebawood Dr	PM1YGEN	Annual Generator PM (Mechanical) must verify work type	12-M	11/21/2025	1/15/2026	11/1/2026
3155	HC132	HC132-WP2	Harris County MUD # 132 - Water Plant # 2	19441 W Lake Houston Pkwy	PM1YIFRSRY	Annual Infrared Survey PM (Electrical) must verify work type	12-M	10/29/2025	1/27/2026	11/1/2026
17368	HC132	HC132-WP2-GEN1	HC132-WP2-GEN1 is Auxiliary Power Generator # 1 (GEN1) for Water Treatment Plant # 2 (WP2) in Harris County MUD # 132 (HC132)	19441 W Lake Houston Pkwy	PM1YGEN	Annual Generator PM (Mechanical) must verify work type	12-M	11/21/2025		11/1/2026
7958	HC132	HC132-WP1-GST1	HC132-WP1-GST1 is Ground Storage Tank # 1 (GST1) for Water Treatment Plant # 1 (WP1) in Harris County MUD # 132 (HC132)	8502 Rebawood Dr	ENV1YWSIN P	1Y Water Storage Unit Inspection	12-M	1/16/2026	2/23/2026	1/26/2027
7959	HC132	HC132-WP1-GST2	HC132-WP1-GST2 is Ground Storage Tank # 2 (GST2) for Water Treatment Plant # 1 (WP1) in Harris County MUD # 132 (HC132)	8502 Rebawood Dr	ENV1YWSIN P	1Y Water Storage Unit Inspection	12-M	1/16/2026	2/23/2026	1/26/2027
7960	HC132	HC132-WP1-HPT1	HC132-WP1-HPT1 is Hydro-pneumatic Pressure Tank # 1 (HPT1) for Water Treatment Plant # 1 (WP1) in Harris County MUD # 132 (HC132)	8502 Rebawood Dr	ENV1YWSIN P	1Y Water Storage Unit Inspection	12-M	1/16/2026	2/20/2026	1/26/2027
7961	HC132	HC132-WP1-HPT2	HC132-WP1-HPT2 is Hydro-pneumatic Pressure Tank # 2 (HPT2) for Water Treatment Plant # 1 (WP1) in Harris County MUD # 132 (HC132)	8502 Rebawood Dr	ENV1YWSIN P	1Y Water Storage Unit Inspection	12-M	1/16/2026	2/20/2026	1/26/2027
7962	HC132	HC132-WP1-HPT3	HC132-WP1-HPT3 is Hydro-pneumatic Pressure Tank # 3 (HPT3) for Water Treatment Plant # 1 (WP1) in Harris County MUD # 132 (HC132)	8502 Rebawood Dr	ENV1YWSIN P	1Y Water Storage Unit Inspection	12-M	1/16/2026	2/20/2026	1/26/2027
7954	HC132	HC132-WP2-GST1	HC132-WP2-GST1 is Ground Storage Tank # 1 (GST1) for Water Treatment Plant # 2 (WP2) in Harris County MUD # 132 (HC132)	19441 W Lake Houston Pkwy	ENV1YWSIN P	1Y Water Storage Unit Inspection	12-M	1/16/2026	2/20/2026	1/26/2027
7956	HC132	HC132-WP2-GST2	HC132-WP2-GST2 is Ground Storage Tank # 2 (GST2) for Water Treatment Plant # 2 (WP2) in Harris County MUD # 132 (HC132)	19441 W Lake Houston Pkwy	ENV1YWSIN P	1Y Water Storage Unit Inspection	12-M	1/16/2026	2/23/2026	1/26/2027
7963	HC132	HC132-WP2-HPT1	HC132-WP2-HPT1 is Hydro-pneumatic Pressure Tank # 1 (HPT1) for Water Treatment Plant # 2 (WP2) in Harris County MUD # 132 (HC132)	19441 W Lake Houston Pkwy	ENV1YWSIN P	1Y Water Storage Unit Inspection	12-M	1/16/2026	2/20/2026	1/26/2027
7957	HC132	HC132-WP2-HPT2	HC132-WP2-HPT2 is Hydro-pneumatic Pressure Tank # 2 (HPT2) for Water Treatment Plant # 2 (WP2) in Harris County MUD # 132 (HC132)	19441 W Lake Houston Pkwy	ENV1YWSIN P	1Y Water Storage Unit Inspection	12-M	1/16/2026	2/20/2026	1/26/2027
11943	HC132	HC132	HC132 is Harris County Municipal Utility District # 132	HC132 District Area	MWINSPO MM	Commercial Water Meter Inspection	12-M	2/6/2026	#####	2/1/2027
5069	HC132	HC132-LS1-ATS1	HC132-LS1-ATS1 is Automatic Transfer Switch # 1 (ATS1) for Lift Station # 1 (LS1) in Harris County MUD # 132 (HC132)	8411 Fm 1960 Rd E	PM1YTRSW	Annual Transfer Switch PM (Electrical) must verify work type	12-M	2/2/2026	3/16/2026	2/1/2027
5070	HC132	HC132-LS2-ATS1	HC132-LS2-ATS1 is Automatic Transfer Switch # 1 (ATS1) for Lift Station # 2 (LS2) in Harris County MUD # 132 (HC132)	7603 Kings River Dr LS2	PM1YTRSW	Annual Transfer Switch PM (Electrical) must verify work type	12-M	2/2/2026	2/25/2026	2/1/2027
5071	HC132	HC132-LS3-ATS1	HC132-LS3-ATS1 is Automatic Transfer Switch # 1 (ATS1) for Lift Station # 3 (LS3) in Harris County MUD # 132 (HC132)	21310 Atascocita Point Dr	PM1YTRSW	Annual Transfer Switch PM (Electrical) must verify work type	12-M	2/2/2026	2/25/2026	2/1/2027
5072	HC132	HC132-WP1-ATS1	HC132-WP1-ATS1 is Automatic Transfer Switch # 1 (ATS1) for Water Treatment Plant # 1 (WP1) in Harris County MUD # 132 (HC132)	8502 Rebawood Dr	PM1YTRSW	Annual Transfer Switch PM (Electrical) must verify work type	12-M	2/2/2026	2/17/2026	2/1/2027

HC132 - InfraSMART (Scheduled Maintenance Asset Reliability Tracker)

08 Apr 2026 03:55:00PM CST

Go Green! Think before you print.

Sched#	District	Asset ID	Asset Description	Asset Address	Activity Code	Activity Description	Interval	Last Created	Last Comp	Next Sched
5073	HC132	HC132-WP2-ATS1	HC132-WP2-ATS1 is Automatic Transfer Switch # 1 (ATS1) for Water Treatment Plant #2 (WP2) in Harris County MUD # 132 (HC132)	19441 W Lake Houston Pkwy	PM1YTRSW	Annual Transfer Switch PM (Electrical) must verify work type	12-M	2/2/2026	2/17/2026	2/1/2027
2713	HC132	HC132-LS1	Harris County MUD # 132 - Lift Station # 1	8411 Fm 1960 Rd E	PM1YSUBPM	Annual Submersible Pump PM (Mechanical) must verify work type	12-M	2/24/2026	3/12/2026	3/1/2027
3635	HC132	HC132-LS1	Harris County MUD # 132 - Lift Station # 1	8411 Fm 1960 Rd E	PM1YGEN	Annual Generator PM (Mechanical) must verify work type	12-M	2/27/2026	3/23/2026	3/1/2027
3645	HC132	HC132-LS1-GEN1	HC132-LS1-GEN1 is Auxiliary Power Generator # 1 (GEN1) for Lift Station # 1 (LS1) in Harris County MUD # 132	8411 Fm 1960 Rd E	PM1YGNLDEL	Annual Generator Electrical Load Test for a Generator	12-M	2/27/2026	4/25/2025	3/1/2027
3636	HC132	HC132-LS2	Harris County MUD # 132 - Lift Station # 2	7603 Kings River Dr LS2	PM1YGEN	Annual Generator PM (Mechanical) must verify work type	12-M	2/27/2026	3/13/2026	3/1/2027
3115	HC132	HC132-LS2	Harris County MUD # 132 - Lift Station # 2	7603 Kings River Dr LS2	PM1YSUBPM	Annual Submersible Pump PM (Mechanical) must verify work type	12-M	2/24/2026	3/10/2026	3/1/2027
3646	HC132	HC132-LS2-GEN1	HC132-LS2-GEN1 is Auxiliary Power Generator # 1 (GEN1) for Lift Station # 2 (LS2) in Harris County MUD # 132	7603 Kings River Dr LS2	PM1YGNLDEL	Annual Generator Electrical Load Test for a Generator	12-M	2/27/2026	3/13/2026	3/1/2027
3118	HC132	HC132-LS3	Harris County MUD # 132 - Lift Station # 3	21310 Atascocita Point Dr	PM1YSUBPM	Annual Submersible Pump PM (Mechanical) must verify work type	12-M	2/24/2026	3/10/2026	3/1/2027
3637	HC132	HC132-LS3	Harris County MUD # 132 - Lift Station # 3	21310 Atascocita Point Dr	PM1YGEN	Annual Generator PM (Mechanical) must verify work type	12-M	2/27/2026	3/13/2026	3/1/2027
3647	HC132	HC132-LS3-GEN1	HC132-LS3-GEN1 is Auxiliary Power Generator (GEN1) for Lift Station # 3 (LS3) in Harris County MUD # 132 (HC132)	21310 Atascocita Point Dr	PM1YGNLDEL	Annual Generator Electrical Load Test for a Generator	12-M	2/27/2026	7/22/2025	3/1/2027
3638	HC132	HC132-WP1	Harris County MUD # 132 - Water Plant # 1	8502 Rebawood Dr	PM1YMCHL	Annual Mechanical Lubrication PM (Mechanical)	12-M	2/25/2026	3/25/2026	3/1/2027
3649	HC132	HC132-WP1-GEN1	HC132-WP1-GEN1 is Auxiliary Power Generator # 1 (GEN1) for Water Treatment Plant # 1 (WP1) for Harris County MUD # 132 (HC132)	8502 Rebawood Dr	PM1YGNLDEL	Annual Generator Electrical Load Test for a Generator	12-M	2/27/2026	3/26/2026	3/1/2027
3639	HC132	HC132-WP2	Harris County MUD # 132 - Water Plant # 2	19441 W Lake Houston Pkwy	PM1YMCHL	Annual Mechanical Lubrication PM (Mechanical)	12-M	2/25/2026	3/24/2026	3/1/2027
3651	HC132	HC132-WP2-GEN1	HC132-WP2-GEN1 is Auxiliary Power Generator # 1 (GEN1) for Water Treatment Plant # 2 (WP2) in Harris County MUD # 132 (HC132)	19441 W Lake Houston Pkwy	PM1YGNLDEL	Annual Generator Electrical Load Test for a Generator	12-M	2/27/2026	3/25/2026	3/1/2027
3101	HC132	HC132-LS1	Harris County MUD # 132 - Lift Station # 1	8411 Fm 1960 Rd E	PM1YESCN	Annual Electrical System & MCC PM (Electrical)	12-M	3/27/2026	4/9/2025	4/1/2027
3102	HC132	HC132-LS2	Harris County MUD # 132 - Lift Station # 2	7603 Kings River Dr LS2	PM1YESCN	Annual Electrical System & MCC PM (Electrical)	12-M	3/27/2026	8/13/2025	4/1/2027
3103	HC132	HC132-LS3	Harris County MUD # 132 - Lift Station # 3	21310 Atascocita Point Dr	PM1YESCN	Annual Electrical System & MCC PM (Electrical)	12-M	3/27/2026	8/18/2025	4/1/2027
3104	HC132	HC132-WP1	Harris County MUD # 132 - Water Plant # 1	8502 Rebawood Dr	PM1YESCN	Annual Electrical System & MCC PM (Electrical)	12-M	3/27/2026	9/9/2025	4/1/2027
3291	HC132	HC132-WP1	Harris County MUD # 132 - Water Plant # 1	8502 Rebawood Dr	PM1YBLESYS	Annual Bleach System PM (Chlorination) must verify work type	12-M	3/26/2026	4/23/2025	4/1/2027
3105	HC132	HC132-WP2	Harris County MUD # 132 - Water Plant # 2	19441 W Lake Houston Pkwy	PM1YESCN	Annual Electrical System & MCC PM (Electrical)	12-M	3/27/2026	5/28/2025	4/1/2027
3293	HC132	HC132-WP2	Harris County MUD # 132 - Water Plant # 2	19441 W Lake Houston Pkwy	PM1YPO4SYS	Annual PO4 System PM (Chlorination) must verify work type	12-M	3/26/2026	4/29/2025	4/1/2027
3292	HC132	HC132-WP2	Harris County MUD # 132 - Water Plant # 2	19441 W Lake Houston Pkwy	PM1YBLESYS	Annual Bleach System PM (Chlorination) must verify work type	12-M	3/26/2026	4/29/2025	4/1/2027

Harris County Municipal Utility District No. 132		
DISPOSITION	NUMBER OF CALLS	PERCENTAGE
Account Updates	50	34.48%
Adjustment Requests	0	0.00%
Billing Inquiries/Disputes	37	25.52%
Board Related Questions	0	0.00%
Call Back no Answer	0	0.00%
Cancel Service	7	4.83%
Delinquency	4	2.76%
HOA/HOA Inquiry	0	0.00%
Other Dept	0	0.00%
Payment	25	17.24%
Payment Plan	0	0.00%
Portal Assistance	0	0.00%
Service Problem	6	4.14%
Smart Meter Inquiries	0	0.00%
Starnik District	9	6.21%
Start Service	0	0.00%
Supervisor Escalation	0	0.00%
Taps	0	0.00%
Taxes/Tax Inquiry	0	0.00%
Trash Inquiry	0	0.00%

Sample ID	PWSID	PWS Name	Sample Site	County	Collection Date	Collection Time	Collector	Analysis Time	System Type	Sample Type	Source	Chlorine mg/L	Total Coliform	<i>E. coli</i>
3261100	TX1010616	HC MUD 132	7722 Twelfth Fairway	Harris	03/06/26	12:55	RD	03/06/26	18:40	Routine	Free	1.16	not found	not found
3261101	TX1010616	HC MUD 132	20327 Sunny Shore	Harris	03/06/26	13:02	RD	03/06/26	18:40	Routine	Free	1.92	not found	not found
3261102	TX1010616	HC MUD 132	20335 Atascocita Shores	Harris	03/06/26	13:09	RD	03/06/26	18:40	Routine	Free	2.19	not found	not found
3261103	TX1010616	HC MUD 132	8338 Bunker Bend	Harris	03/06/26	13:16	RD	03/06/26	18:40	Routine	Free	1.99	not found	not found
3261104	TX1010616	HC MUD 132	8702 Summit Pines	Harris	03/06/26	13:22	RD	03/06/26	18:40	Routine	Free	1.83	not found	not found
3262990	TX1010616	HC MUD 132	7722 Twelfth Fairway	Harris	03/18/26	10:49	RD	03/18/26	17:30	Routine	Free	0.99	not found	not found
3262991	TX1010616	HC MUD 132	Woods on Fairway 16	Harris	03/18/26	10:56	RD	03/18/26	17:30	Routine	Free	0.84	not found	not found
3262992	TX1010616	HC MUD 132	G1010616B	Harris	03/18/26	11:03	RD	03/18/26	17:30	Raw Well	Free	0.00	not found	not found
3262993	TX1010616	HC MUD 132	8602 Pine Shores	Harris	03/18/26	11:10	RD	03/18/26	17:30	Routine	Free	1.91	not found	not found
3262994	TX1010616	HC MUD 132	8702 Summit Pines	Harris	03/18/26	11:16	RD	03/18/26	17:30	Routine	Free	1.27	not found	not found



ENGINEER'S REPORT

Date: April 16, 2026

To: Harris County MUD No. 132 Board of Directors

From: Nicholas N. Bailey, P.E.
BGE, Inc.

9. Approve Engineer's Report:

a. Annual Tank Evaluations: **Update**

Tank	Next Evaluation	Age/Last Recoat	Comments
WP1 bolted GST	Aug-26	1996/2018	2025: Exterior only. Fair overall condition. Likely will need to be replaced within five years.
WP1 welded GST	Aug-26	2010/2025	2025: Interior and Exterior recoated.
WP1 HPT1	Aug-26	1997/2018	2025: Exterior only. Good overall condition.
WP1 HPT2	Aug-26	1998/2022	2025: Exterior only. Good overall condition.
WP1 HPT3	Aug-26	2010/2018	2025: Exterior only. Good overall condition.
WP2 bolted GST	Sept-26	1994/Unknown	2025: Exterior only. Fair to poor overall condition. Recommended to be replaced within three years.
WP2 welded GST	Sept-26	2011/2022	2025: Exterior only. Good overall condition.
WP2 HPT1	Sept-26	2014/2025	2025: Interior and Exterior recoated.
WP2 HPT2	Sept-26	2019	2025: Exterior only. Good overall condition.

We will begin the 2026 annual tank inspections this summer. The galvanized, bolted ground storage tank at Water Plant No. 2 is recommended to be replaced within the next three years.

b. Capital Improvement Projects:

i. Waterline Replacement, Phase 5: **Update**

The Phase 5 construction plans are fully approved. We will be ready to begin the process of advertising the project for bids once authorized by the board.

The total length of water line replacement in Phase 5 will be approximately 14,500 LF, and it includes replacement of water lines in Pinehurst of Atascocita Section 4 and Atascocita Shores Section 6.

ii. 30" Sanitary Sewer Line along W. Lake Houston Parkway: **Update**

We now have Harris County approval on the construction plans for the rehabilitation of the 30" gravity sanitary lines along W. Lake Houston Parkway within HCMUD132 and HCMUD151. We are still coordinating with TxDOT on the permit for crossing FM1960. We are starting to advertise the project for bids this Friday (April 17) and are scheduled to open bids on Tuesday, May 5.

The total estimated cost, including contingencies and engineering, is \$2,098,000. Per the terms of the contract between the MUDs, HCMUD151's share is 60.7%, or \$1,273,486 of the total estimated cost, while HCMUD132's share is 39.3%, or \$824,514 of the total estimated cost.

iii. Sanitary Sewer Line Rehabilitation at Pinehurst Trail Drive and FM1960:
ACTION ITEM

The contractor, Bull-G Construction, LLC, is complete with work on the project. We are presenting and recommending approval of Pay Estimate No. 2-Final in the amount of \$21,552.20 (copy attached). We are also presenting and recommending approval of Change Order No. 1, which memorializes the change in pipe size from 12" to 10" diameter.

iv. Lift Station No. 1 Improvements and Rehab: **Update**

We are coordinating with Mike in evaluating the data being captured at the facility.

v. Golf Villas and Pinehurst Trail Drive Drainage: **Update**

We are addressing agency review comments on the detention pond and storm sewer improvements.

c. Additional Drainage Areas: No Update

d. AWAI 2018 Requirements: **Update**

On October 23, 2018, America's Water Infrastructure Act (AWIA) was signed into law. AWIA Section 2013 requires community drinking water systems serving more than 3,300 people to develop (and then update every 5 years) a risk and resilience assessments (RRA) and emergency response plan (ERP). BGE prepared the RRA and ERP documents in 2021 and has been authorized by the board to prepare the updates as required by the AWIA.

For water systems serving populations of 3,301 to 49,999, the deadline to update and certify completion of the RRA is June 30, 2026 and the ERP is December 31, 2026.

e. Atascocita Joint Operations Board: **Update**

The board meets next Tuesday. The belt process replacement project and design for the large sanitary sewer rehabilitation project are ongoing.

f. Development Plan Reviews: No Update

g. Review and Authorize Capacity Commitments: No Update

ACTION ITEMS:

- 1. Approve Pay Estimate No. 2-Final for Sanitary Sewer Rehabilitation at Pinehurst Trail Drive and FM1960.**
- 2. Approve Change Order No. 1 for Sanitary Sewer Rehabilitation at Pinehurst Trail Drive and FM1960.**



April 9, 2026

Harris County MUD No. 132
c/o Myrtle Cruz Inc
3401 Louisiana Street, Suite 400
Houston, Texas 77002

Attention: Karrie Kay

Re: Pay Estimate No. 2-Final
Harris County MUD 132
Pinehurst Trail Drive Sanitary Sewer Rehabilitation
BGE Job No. 14790-00

Dear Ms. Kay:

Enclosed herewith is **Pay Estimate No. 2-Final, including Reduction in Final Retainage**, from Bull-G Construction, LLC for work performed on the referenced project for the period indicated. I have reviewed the quantities completed and submitted for payment, and recommend that this estimate be processed for payment. The enclosed estimate is for your further handling and processing.

Should you have any questions regarding this pay estimate, please contact me at 281-558-8700.

Sincerely,

A handwritten signature in black ink that reads 'Michael R. Barrette'.

Michael R. Barrette, PE
Sr Project Manager, Construction Management

TBPE Registration No. F-1046

cc: Francisco Lopez – Bull-G Construction, LLC
Kathleen Ellison – Norton Rose Fulbright US LLP
Jane Maher – Norton Rose Fulbright US LLP
Nick Bailey, PE – BGE
Aaron Orozco, PE – BGE

\\bgeinc\data2\00014790-00\PW\03_Constr\07_Pay_Est\PE2-Final.docx

Serving. Leading. Solving.™

BGE, Inc. • 10777 Westheimer Road, Suite 400 • Houston, Texas 77042 • 281-558-8700 • www.bgeinc.com

**Pinehurst Trail Drive Sanitary Sewer
Rehabilitation**

Owner: Harris County MUD No. 132
c/o Myrtle Cruz Inc
3401 Louisiana Street, Suite 400
Houston, Texas 77002

Contractor: Bull-G Construction, LLC
8519 Cedel Dr.
Houston, TX 77055

Attention: Karrie Kay

Attention: Francisco Lopez

Pay Estimate No. 2-Final
Original Contract Amount: \$ 112,982.00
Final Adjustments: \$ (20,400.00)
Current Contract Amount: \$ 92,582.00
Completed to Date: \$ 92,582.00
Retainage 0% \$ -
Balance: \$ 92,582.00
Less Previous Payments: \$ 71,029.80
Current Payment Due: \$ 21,552.20

BGE Job No. 14790-00

Estimate Period: 03/03/26 - 04/07/26

Contract Date: December 17, 2025

Notice to Proceed: January 19, 2026

Contract Time: 60 Calendar Days


Time Charged: 77 Calendar Days


Requested Time Extensions: 0 Calendar Days

Approved Extensions: 0 Calendar Days

Time Remaining: -17 Calendar Days

Acknowledged for Bull-G Construction, LLC:


Michael R. Barrette, PE
Sr. Project Manager, Construction Management
TBPE Registration No. F-1046

By: 
Title: Beatriz Rios
Date: 4/10/2026

Harris County MUD No. 132
 Pinehurst Trail Drive Sanitary Sewer Rehabilitation
 BGE Job No. 14790-00
 Pay Estimate No. 2-Final

Item	Description	Contract Quantity	Unit	Unit Price	Amount	Completed This Period	Amount This Period	Previous Period	Previous Amount	Total Completed	Total	Final Adjustments
UNIT A: BASE BID ITEMS												
1.	Mobilization; Demobilization; Bonds; Insurance	1.00	LS \$	3,200.00	\$ 3,200.00	0.25	\$ 800.00	0.75	\$ 2,400.00	1.00	\$ 3,200.00	\$ -
2.	Furnish, Install and Maintain Traffic Control Devices and appurtenances, in accordance with the Texas Manual on Uniform Traffic Control Devices (Latest Edition) Including Flaggers, Complete-in-Place, In Accordance with the Plans and Specifications	1.00	LS \$	2,000.00	\$ 2,000.00	0.00	\$ -	1.00	\$ 2,000.00	1.00	\$ 2,000.00	\$ -
3.	Photographing of Project Limits Pre and Post of Construction, Complete-in-Place, In Accordance with the Plans and Specifications	1.00	LS \$	3,000.00	\$ 3,000.00	0.00	\$ -	1.00	\$ 3,000.00	1.00	\$ 3,000.00	\$ -
4.	Pre-construction video-taping of existing 12-inch sanitary line, Complete-in-Place, In Accordance with the Plans and Specifications	193.00	LF \$	20.00	\$ 3,860.00	0.00	\$ -	193.00	\$ 3,860.00	193.00	\$ 3,860.00	\$ -
5.	Furnish and Install 12" Sanitary Sewer, All Depths, via Pipe Bursting Method, Complete-in-Place, In Accordance with the Plans and Specifications	193.00	LF \$	214.00	\$ 41,302.00	0.00	\$ -	0.00	\$ -	0.00	\$ -	\$ (41,302.00)
6.	Post-construction video-taping of proposed 12-inch sanitary line, Complete-in-Place, In Accordance with the Plans and Specifications	193.00	LF \$	20.00	\$ 3,860.00	0.00	\$ -	193.00	\$ 3,860.00	193.00	\$ 3,860.00	\$ -
7.	Connection of sanitary sewer pipe to existing sanitary manhole; including removal and disposal of sanitary sewer piping as needed for connection and patching to existing manhole, Complete-in-Place, In Accordance with the Plans and Specifications	2.00	EA \$	5,000.00	\$ 10,000.00	0.00	\$ -	2.00	\$ 10,000.00	2.00	\$ 10,000.00	\$ -
8.	By-Pass Pumping. Complete-in-Place, In Accordance with the Plans and Specifications	1.00	LS \$	5,000.00	\$ 5,000.00	0.00	\$ -	1.00	\$ 5,000.00	1.00	\$ 5,000.00	\$ -
9.	Site Restoration, including Sodding and Tree replacement as needed, Complete-in-Place, In Accordance with the Plans and Specifications	1.00	LS \$	5,000.00	\$ 5,000.00	0.00	\$ -	1.00	\$ 5,000.00	1.00	\$ 5,000.00	\$ -

Harris County MUD No. 132
 Pinehurst Trail Drive Sanitary Sewer Rehabilitation
 BGE Job No. 14780-00
 Pay Estimate No. 2-Final

Item	Description	Contract Quantity	Unit	Unit Price	Amount	Completed This Period	Amount This Period	Previous Period	Previous Amount	Total Completed	Total	Final Adjustments
10.	Storm Water Pollution Prevention Plan, Complete-in-Place, In Accordance with the Plans and Specifications	1.00	LS	\$ 500.00	\$ 500.00	0.00	\$ -	1.00	\$ 500.00	1.00	\$ 500.00	\$ -
UNIT A: BASE BID ITEMS - SUBTOTAL												
UNIT B: SUPPLEMENTAL BID ITEMS												
1.	"Extra" as directed, Excavation and Backfill for Structures, Complete In Place (\$15.00 per CY minimum)	20.00	CY	\$ 15.00	\$ 300.00	0.00	\$ -	20.00	\$ 300.00	20.00	\$ 300.00	\$ -
2.	Extra Bank-Sand Backfill as Directed by the Engineer, Complete-in-Place, In Accordance with the Plans and Specifications (\$20/CY Minimum Bid)	20.00	CY	\$ 20.00	\$ 400.00	0.00	\$ -	0.00	\$ -	0.00	\$ -	\$ (400.00)
3.	Extra Machine Excavation as Directed by the Owner's Representative, Complete-in-Place, In Accordance with the Plans and Specifications (Minimum Bid \$25/CY)	20.00	CY	\$ 25.00	\$ 500.00	0.00	\$ -	20.00	\$ 500.00	20.00	\$ 500.00	\$ -
4.	Extra Hand Excavation as Directed by the Owner's Representative, Complete-in-Place, In Accordance with the Plans and Specifications (Minimum Bid \$20/CY)	20.00	CY	\$ 20.00	\$ 400.00	0.00	\$ -	20.00	\$ 400.00	20.00	\$ 400.00	\$ -
5.	Furnish and Install Construction Safety Fence as Directed by the Engineer, Construction Safety Fence shall be comprised of extruded, high density polypropylene, 4 foot tall minimum and orange in color. The mesh openings shall be no larger than 3-1/2 inches by 1-1/2 inches, Complete-in-Place, In Accordance with Plans and Specifications (Minimum Bid \$4/LF)	200.00	LF	\$ 4.00	\$ 800.00	0.00	\$ -	200.00	\$ 800.00	200.00	\$ 800.00	\$ -
6.	Pot Hole for Utility Investigation as Directed by the Engineer, Complete-in-Place, In Accordance with Plans and Specifications (Minimum Bid \$1,000/EA)	5.00	EA	\$ 1,000.00	\$ 5,000.00	5.00	\$ 5,000.00	0.00	\$ -	5.00	\$ 5,000.00	\$ -

Harris County MUD No. 132
 Pinehurst Trail Drive Sanitary Sewer Rehabilitation
 BGE Job No. 14790-00
 Pay Estimate No. 2-Final

Item	Description	Contract Quantity	Unit	Unit Price	Amount	Completed This Period	Amount This Period	Previous Period	Previous Amount	Total Completed	Total	Final Adjustments
7.	Heavy cleaning of sewer line segments including mechanical cleaning of 12-inch sanitary line built up debris, Complete-in-Place, In Accordance with Plans and Specifications (\$20.00 minimum per LF)	193.00	LF	\$ 20.00	\$ 3,860.00	193.00	\$ 3,860.00	0.00	\$ -	193.00	\$ 3,860.00	\$ -
8.	Internal obstruction removal, including, but not limited to debris and ground rods, Complete-in-Place, In Accordance with Plans and Specifications (\$800.00 minimum per EA)	5.00	EA	\$ 800.00	\$ 4,000.00	5.00	\$ 4,000.00	0.00	\$ -	5.00	\$ 4,000.00	\$ -
9.	"Extra" as directed, Sanitary Improvements, Complete In Place (\$20,000.00 minimum)	1.00	LS	\$ 20,000.00	\$ 20,000.00	0.00	\$ -	0.00	\$ -	0.00	\$ -	\$ (20,000.00)
UNIT B: SUPPLEMENTAL BID ITEMS - SUBTOTAL							\$ 12,860.00	\$ 2,000.00		\$ 14,860.00		
Total Contract Amount:							\$ 112,982.00					
Change Order No. 1												
ADD:												
UNIT A: BASE BID ITEMS												
5.	Furnish and Install 10" Sanitary Sewer, All Depths, via Pipe Bursting Method, Complete-in-Place, In Accordance with the Plans and Specifications	193.00	LF	\$ 214.00	\$ 41,302.00	193.00	\$ 41,302.00	0.00	\$ -	193.00	\$ 41,302.00	\$ -
DELETE:												
5.	Furnish and Install 12" Sanitary Sewer, All Depths, via Pipe Bursting Method, Complete-in-Place, In Accordance with the Plans and Specifications	-193.00	LF	\$ 214.00	\$ (41,302.00)	0.00	\$ -	0.00	\$ -	0.00	\$ -	\$ 41,302.00
Change Order No. 1 - Total							\$ 41,302.00	\$ -		\$ 41,302.00		
Totals:							\$ 54,962.00	\$ 37,620.00		\$ 92,582.00		\$ (20,400.00)

Harris County MUD No. 132

CHANGE ORDER

Number One

PROJECT: PINEHURST TRAIL DRIVE SANITARY SEWER REHABILITATION	DATE: MARCH 27, 2026
OWNER: HARRIS COUNTY MUD No. 132 C/O NORTON ROSE FULBRIGHT US LLP 1550 LAMAR STREET, SUITE 2000 HOUSTON, TEXAS 77010-4106 ATTENTION: TIM STINE	
CONTRACTOR: BULL-G CONSTRUCTION, LLC ATTENTION: FRANCISCO LOPEZ	ENGINEER: BGE, INC. JOB No. 14790-00

Contractor is directed to make the following changes in the Contract Documents:

Description of Change in Scope of Work: See attached summary.

Reason for Change Order: During construction, existing pipe was determined to be 10" diameter, not 12" diameter.

Change in Contract Price: Original Contract Price \$ 112,982.00	Change in Contract Time: Original Contract Time 60 Calendar Days
Net Changes from Previous Change Orders \$ 0.00	Net Changes from Previous Change Orders 0 Calendar Days
Contract Price Prior to This CO \$ 112,982.00	Contract Time Prior to This CO 60 Calendar Days
Net Increase (Decrease) of This CO \$ 0.00	Net Increase (Decrease) of This CO 0 Calendar Days
Contract Price With All Approved Change Orders \$ 112,982.00	Contract Time With All Approved Change Orders 60 Calendar Days

RECOMMENDED:

APPROVED:

ACCEPTED:

By: 
Engineer

By: _____
HCMUD No. 132

By: 
Contractor

Date: 3/28/2026

Date: _____

Date: 3/31/2026

TBPE Registration No. F-1046

Harris County MUD No. 132
 Pinehurst Trail Drive Sanitary Sewer Rehabilitation
 BGE Job No. 14790-00
 CO1-Summary

<u>Item</u>	<u>Quantity</u>	<u>Unit</u>	<u>Unit Cost</u>	<u>Total</u>
<u>ADD:</u>				
<u>UNIT A: BASE BID ITEMS</u>				
5. Furnish and Install 10" Sanitary Sewer, All Depths, via Pipe Bursting Method, Complete-in-Place, In Accordance with the Plans and Specifications	193.00	LF	\$ 214.00	\$ 41,302.00
<u>DELETE:</u>				
<u>UNIT A: BASE BID ITEMS</u>				
5. Furnish and Install 12" Sanitary Sewer, All Depths, via Pipe Bursting Method, Complete-in-Place, In Accordance with the Plans and Specifications	-193.00	LF	\$ 214.00	\$ (41,302.00)
GRAND TOTAL:				\$ -

CERTIFICATE OF INTERESTED PARTIES

FORM 1295

1 of 1

Complete Nos. 1 - 4 and 6 if there are interested parties.
Complete Nos. 1, 2, 3, 5, and 6 if there are no interested parties.

OFFICE USE ONLY CERTIFICATION OF FILING

1 Name of business entity filing form, and the city, state and country of the business entity's place of business.

BULL G Construction Limited Liability Company
HOUSTON, TX United States

Certificate Number:
2026-1441284

Date Filed:
04/01/2026

2 Name of governmental entity or state agency that is a party to the contract for which the form is being filed.

Harris County Municipal Utility District No. 132

Date Acknowledged:

3 Provide the identification number used by the governmental entity or state agency to track or identify the contract, and provide a description of the services, goods, or other property to be provided under the contract.

14790-00
HCMUD No.132 Pinehurst Trail Drive Sanitary Sewer Rehabilitation

4	Name of Interested Party	City, State, Country (place of business)	Nature of interest (check applicable)	
			Controlling	Intermediary

5 Check only if there is NO Interested Party.

6 UNSWORN DECLARATION

My name is Beatriz Rios, and my date of birth is 02/9/1981.

My address is 8519 Cedel Dr, Houston, TX, 77055, US
(city) (state) (zip code) (country)

I declare under penalty of perjury that the foregoing is true and correct.

Executed in Harris County, State of Texas, on the 1 day of April, 2026.
(month) (year)



Signature of authorized agent of contracting business entity
(Declarant)



April 15, 2026

RE: Stuckey's, LLC to implement a Variable Energy Charge

Dear Valued Clients and Directors,

We want to keep you informed as we continue to navigate changes in the current economic environment. As you are probably aware, the ongoing war in Iran has significantly disrupted global energy markets, causing considerable volatility and increased fuel and energy prices. For a continued period, rising prices have affected our regular operations, especially with respect to the drainage maintenance services we provide.

Considering these conditions, we have decided to implement a surcharge by using a "Variable Energy Charge" to become effective immediately. The revised contract language shown on page two has been provided to your attorney for review to be adopted as an amendment into our current service agreement. This surcharge will be listed as a separate line item on your invoice. This measure will help offset a portion of our increased costs while allowing us to avoid broader price increases across our products and services,

We sincerely appreciate your understanding as we navigate these global challenges. Our commitment to high-quality services and reliable customer support remains unchanged. This adjustment enables us to continue "Ex-Seeding Expectations" and the standards we are known for.

Thank you for your continued trust and partnership. Please do not hesitate to reach out to your account representative or our team with any questions or concerns.

Sincerely,

A handwritten signature in black ink that reads "Shane Stuckey". The signature is written in a cursive style with a large, prominent "S" at the beginning.

SHANE STUCKEY

President

Exhibit G

Amended Contract Language for MUD's:

If the monthly price per gallon for diesel fuel increases to \$3.75 per gallon or more, Contractor will implement a "Variable Energy Charge" to be included on the District's monthly invoice and calculated in accordance with this paragraph. The price per gallon will be determined once per month by taking the current month average of low sulfur diesel fuel in the Gulf Coast area listed on <https://www.eia.gov/petroleum/gasdiesel> as of the date Contractor is preparing the District's monthly maintenance invoice, rounded down to the nearest \$0.25 (the "Monthly Average Fuel Price") to determine a Variable Energy Charge Percentage. The Variable Energy Charge Percentage shall equal 1.0% if the Monthly Average Fuel Price equals \$3.75 per gallon, plus an additional percentage point for every \$0.25 that the Monthly Average Fuel Price is over \$3.25 per gallon.

For example, a Monthly Average Fuel Price of \$3.75 = 1%, \$4.00 = 2%, \$4.25 = 3%, and so on; provided however, and notwithstanding anything to the contrary herein, the Variable Energy Charge Percentage shall be capped at and never exceed 8.0%.

The Variable Energy Charge on the District's monthly invoice shall be determined by multiplying the total amount invoiced to the District for related drainage maintenance services that month times the applicable Variable Energy Charge Percentage, rounded down to the nearest \$0.01. When the Monthly Average Fuel Price falls to less than \$3.75 per gallon, there shall no longer be a Variable Energy Charge charged to the district. Contractor shall attach to each invoice that includes a Variable Energy Charge documentation supporting its calculation of such fee. Contractor shall also provide the district any additional supporting information as requested.

\\bgeinc\data2\00015709-00\LD-Single_Phase\01_CADD\05_EXHB\Golf Course Pond.dwg 1:1



LEGEND

PROPOSED STORM SEWER
 EXISTING STORM SEWER

BGE, Inc.
 10777 Westheimer, Suite 400, Houston, TX 77042
 Tel: 281-558-8700 • www.bgeinc.com
 TBPE Registration No. F-1046

**HC MUD 132
 GOLF VILLAS DRAINAGE
 IMPROVEMENTS**

Scale: 1"=80'	Job No.: 1113260	Date: 11/25	Exhibit: 1
------------------	---------------------	----------------	---------------

Exhibit H