MINUTES OF MEETING OF BOARD OF DIRECTORS
JUNE 24, 2026

THE STATE OF TEXAS §
COUNTY OF HARRIS §
HARRIS COUNTY MUNICIPAL UTILITY DISTRICT NO. 132 §

The Board of Directors (the "Board") of Harris County Municipal Utility District No. 132 (the "District") met in special session, open to the public, at the Atascocita Waste Water Treatment Plant, 5003 Atascocita Road, Humble, TX 77346, at 3:00 p.m. on June 24, 2026, whereupon the roll was called of the members of the Board, to-wit:

Tim Stine, President
Michael Whitaker, Vice President
Gregg Mielke, Secretary
Joey Lopez, Assistant Secretary
Clifford "Jody" Jackson, Assistant Secretary

All Directors were present except Director Jackson, thus constituting a quorum. Also attending all or parts of the meeting were Ms. Lina Loaiza of Bob Leared Interests ("Bob Leared"), Tax Assessor and Collector for the District; Mr. Nick Bailey of BGE, Inc. ("BGE"), engineer for the District; Ms. Karrie Kay of Myrtle Cruz, Inc. ("MCI"), bookkeepers for the District; Mr. Allen Jenkins of Inframark ("Inframark"), operators of the District's facilities; Mr. Christian Miller of Inframark, District Representative; and Ms. Kathleen Ellison and Ms. Jane Maher of Norton Rose Fulbright US LLP ("NRF"), attorney for the District.

Call to Order. The President called the meeting to order in accordance with notice posted pursuant to law, copies of certificates of posting of which are attached hereto as *Exhibit A,* and the following business was transacted:

1. Public Comments. There were no public comments.

2. Minutes. Proposed minutes of the meeting of May 21, 2026, previously distributed to the Board, were presented for approval. Upon motion by Director Mielke, seconded by Director Lopez, after full discussion and the question being put to the Board, the Board voted unanimously to approve the minutes of the meeting of May 21, 2026, as presented.

3. Review Tax Assessor and Collector's Report and authorize payment of certain bills. The President recognized Ms. Loaiza, who presented to and reviewed with the Board the Tax Assessor and Collector's Report, a copy of which is attached hereto as *Exhibit B.*

Ms. Loaiza reported that as of the meeting date, 98.4% of the District's 2025 taxes had been collected.

Ms. Loaiza stated that there are ten checks being presented for Board approval.

Upon motion by Director Mielke, seconded by Director Whitaker, after full discussion and the question being put to the Board, the Board voted unanimously to approve the Tax Assessor

and Collector's Report and to authorize payment of check numbers 1628 through 1637 from the Tax Account to the persons, in the amounts, and for the purposes stated in the report.

4. Review Bookkeeper's Report, authorize payment of bills and approve Investment Report. The President recognized Ms. Kay, who presented the Bookkeeper's Report, the Investment Report, and the Deposit Collateral Report, copies of which are attached hereto as *Exhibit C*. She presented 21 checks for review and approval. Discussion ensued regarding the budget. The President stated that check no. 2466 for the 60" Sanitary Sewer Rehabilitation project should be placed under engineering for major projects on the budget.

Ms. Kay reported that the West Harris County Regional Water Authority is now set up on autopay and MCI is working on TXU Energy and CenterPoint Energy to be on autopay as well.

Upon motion by Director Lopez, seconded by Director Mielke, after full discussion and the question being put to the Board, the Board voted unanimously to accept the Bookkeeper's Report and to authorize payment of check numbers 2454 through 2474 from the Operating Account to the persons, in the amounts, and for the purposes stated therein.

5. Review Resolution setting District reserve policy and take appropriate action. The President recognized Ms. Ellison, who presented to and reviewed with the Board the Resolution Adopting Policy Establishing a Cash Reserve in the General Fund (the "Resolution"), a copy of which is attached hereto as *Exhibit D*. Upon motion by Director Mielke, seconded by Director Whitaker, after full discussion and the question being put to the Board, the Board voted unanimously to approve the Resolution.

6. Review Operations Report, authorize District maintenance, and take any necessary action regarding delinquent accounts, including adjustment or discontinuation of service. The President recognized Mr. Jenkins, who reviewed the Operations Report for May, 2026, a copy of which is attached as *Exhibit E.*

Mr. Jenkins reported a 99% accountability for the period April 25, 2026 through May 25, 2026.

Mr. Jenkins reviewed the Executive Summary, the Major Maintenance Summary for May, and the delinquencies. He reported that 144 letters were mailed on May 11, 2026. He stated that 44 delinquent tags were hung on May 28, 2026 and that six accounts were disconnected for non-payment on June 5, 2026. He stated that there are eight accounts for consideration to send to collection totaling $1,634.63.

Upon motion by Director Mielke, seconded by Director Lopez, after full discussion and the question being put to the Board, the Board voted unanimously to approve the Operations Report, approve discontinuation of service to delinquent accounts identified in the June 5, 2026 summary who do not settle their delinquency or advise of their intention to appeal, and to send eight accounts totaling $1,634.63 to collections.

7. Review Engineer's Report, authorize necessary capital projects, authorize capacity commitments, review bids and award construction contracts. The President

recognized Mr. Bailey, who presented to and reviewed with the Board the Engineer's Report, a copy of which is attached hereto as *Exhibit F.*

Mr. Bailey reported that the 2026 annual tank inspections will begin this summer. He stated that BGE recommends replacing the galvanized, bolted ground storage tank at Water Plant No. 2 within the next three years.

Mr. Bailey reported on the Waterline Replacement, Phase 5 project, stating that the construction plans are fully approved and BGE is ready to begin the process of advertising for bids once authorized by the Board.

Mr. Bailey reported on the 30" Sanitary Sewer Line along W. Lake Houston Parkway, stating that the Notice to Procced was issued to the contractor, Insituform Technologies, on June 22, 2026. He noted that the contract amount is $2,442,042.50 and per the terms of the agreement between the District and Harris County Municipal Utility District No. 151 ("No. 151"), the District's share is 39.3% and No. 151's share is 60.7%. He presented a proposal from Ninyo & Moore for geotechnical services for construction materials testing. Mr. Miller introduced himself to the Board. He stated that he is the District's representative for the project. He provided an update on the project and stated that the contractor is close to starting. Director Lopez stated that he will place an article on the project and the contact information for Mr. Miller and a few representatives from Insituform Technologies on the District's website.

Mr. Bailey reported on the Lift Station No. 1 Improvements and Rehab, stating that BGE continues to coordinate with Director Whitaker in evaluating the data being captured at the facility.

Mr. Bailey reported on the America's Water Infrastructure Act ("AWIA") 2018 Requirements. He stated that on October 23, 2018, AWIA was signed into law and Section 2013 requires community drinking water systems serving more than 3,300 people to develop a risk and resilience assessment ("RRA") and emergency response plan ("ERP"). He reported that BGE prepared the RRA and ERP documents in 2021 and BGE was authorized by the Board to prepare the updates as required by the AWIA. He reported that BGE has now updated the RRA document as required by the AWIA and is requesting Board authorization to certify completion of the RRA and to submit the certification to the EPA. He noted that the deadline to update and certify completion of the RRA is June 30, 2026 and the ERP is December 31, 2026.

Mr. Bailey reported on the Atascocita Joint Operations Board ("AJOB") meeting. He stated that the board met last week and awarded the contract for the large sanitary sewer rehabilitation project to Insituform Technologies.

Upon motion by Director Mielke, seconded by Director Whitaker, after full discussion and the question being put to the Board, the Board voted unanimously to approve the Engineer Report, approve the proposal from Ninyo & Moore for construction materials testing services for W. Lake Houston Parkway 30" Sanitary Sewer Rehabilitation project and to authorize BGE to certify completion of the RRA and submit the certification to the EPA.

8. Discuss and take action in connection with District's flood mitigation plan for Golf Villas and Pinehurst Trail Drive in partnership with Harris County Precinct 3,

including moving forward to acquire necessary easements, and take any action regarding acquisition of reserves in Golf Villas. The President recognized Director Whitaker, who stated that Lifetime Fitness is going to send the President the temporary right-of-way agreement. Mr. Bailey stated that the plat of the detention facility property has been approved by Harris County and now needs to be executed.

Mr. Bailey reported that BGE opened bids on the Golf Villas and Pinehurst Trail Drive drainage project on June 18, 2026. He reviewed the bid tab showing the results and stated that they are still being evaluated. He noted that the construction plans for the project have now been resubmitted to Harris County, with an estimated approval for early-mid July. Discussion ensued. The President and Director Whitaker stated they would like to interview the bidders. Director Whitaker stated that he would compile a questionnaire.

9. Discuss damage to storm water lines serving golf course, wedding venue and Lifetime Fitness and possible impact on drainage and flooding in vicinity. The President recognized Mr. Bailey, who reported that BGE is evaluating options for addressing the drainage of the detention ponds around the golf course and Pinehurst Drive, which were impacted by the contractor of the Meritage Homes development in No. 151 damaging a storm sewer pipe that runs through their new detention pond. Mr. Bailey presented an exhibit showing the connecting culvert to the Board. Extensive discussion ensued regarding possible flooding in the area if the privately owned culvert connecting all the ponds is not repaired. The Board asked BGE to develop a repair plan and cost estimate the Board could share with the responsible parties. Mr. Bailey said BGE would need to conduct topo surveys to develop a plan..

Upon motion by Director Mielke, seconded by Director Whitaker, after full discussion and the question being put to the Board, the Board voted unanimously to authorize BGE to conduct topo surveys, develop a plan for repairing the connecting culvert, and provide a cost estimate and updated exhibit at a cost not to exceed $15,000. Director Mielke left the meeting at this time.

10. Report on AWBD Summer Conference. The Board reported on the Association of Water Board Directors summer conference.

11. Discuss and take action in connection with District communications and website. Director Lopez provided an update on the website. He stated that he will post the new budget on the website.

12. Other director and consultant reports. The President requested that an agenda item be included on the next agenda for discussing the District maintaining their own records.

THERE BEING NO FURTHER BUSINESS TO COME BEFORE THE BOARD, the meeting was adjourned.

* * *

The above and foregoing minutes were passed and approved by the Board of Directors on July 16, 2026.

President, Board of Directors

ATTEST:

Secretary, Board of Directors

203198595.2

HARRIS COUNTY MUNICIPAL UTILITY DISTRICT NO. 132

N O T I C E

In accordance with chapter 551, Texas Government Code and Section 49.063, Texas Water Code, both as amended, take notice that the Board of Directors of Harris County Municipal Utility District No. 132 will meet in special session, open to the public, at the **Atascocita Waste Water Treatment Plant, 5003 Atascocita Road, Humble, Texas 77346**, at **3:30 p.m. on Wednesday, June 24, 2026**. At this meeting, the Board will consider the following matters:

1. Receive comments from the public (3 minutes maximum per person);
2. Approve minutes of meeting of May 21, 2026;
3. Approve Tax Assessor and Collector's Report and authorize payment of bills;
4. Approve Bookkeeper's Report, authorize payment of bills, review investment report and any necessary changes;
5. Review Resolution setting District reserve policy and take appropriate action;
6. Approve Operations Report, authorize District maintenance, and take any necessary action regarding delinquent accounts, including adjustment or discontinuation of service;
7. Approve Engineer's Report, authorize necessary capital projects, authorize capacity commitments, review bids and award construction contracts;
8. Discuss and take action in connection with District's flood mitigation plan for Golf Villas and Pinehurst Trail Drive in partnership with Harris County Precinct 3, including moving forward to acquire necessary easements, and take any other action regarding acquisition of reserves in Golf Villas;
9. Discuss damage to storm water lines serving golf course, wedding venue and Lifetime Fitness and possible impact on drainage and flooding in vicinity;
10. Report on AWBD Summer Conference;
11. Discuss and take action in connection with District communications and website;
12. Other director and consultant reports;

    and such other matters as may properly come before it.

Exhibit a

If, during the course of the meeting covered by this Notice, the Board should determine that a closed or executive session of the Board should be held or is required in relation to any agenda item included in this Notice, then such closed or executive meeting or session, as authorized by the Texas Open Meetings Act, will be held by the Board at the date, hour, and place given in this Notice concerning any and all subjects for any and all purposes permitted by Sections 551.071-551.084 of the Texas Government Code and the Texas Open Meetings Act, including, but not limited to, Section 551.071 - for the purpose of a private consultation with the Board's attorney on any or all subjects or matters authorized by law.

Persons with disabilities who plan to attend this meeting and would like to request auxiliary aids or services are requested to contact the District's paralegal at (713) 651-5589 at least three business days prior to the meeting so that appropriate arrangements can be made.

CERTIFICATE OF POSTING NOTICE
OF MEETING OF BOARD OF DIRECTORS

THE STATE OF TEXAS §
COUNTY OF HARRIS §
HARRIS COUNTY MUNICIPAL UTILITY DISTRICT NO. 132 §

I hereby certify that on June 18 2026 I posted the Meeting Notice of the Board of Directors of Harris County Municipal Utility District No. 132, a true copy of which is attached hereto, in a glass enclosed bulletin board located on the grounds of the District's water plant at 8502 Rebawood, Humble, Texas, within said political subdivision, as required by law.

EXECUTED this 18 day of June 2026

Edwin Oviedo

50355440

Jane Maher

From: Russell Lambert <russ@texasnetwork.com>
Sent: Wednesday, June 17, 2026 7:23 PM
To: Jane Maher
Cc: The Texas Network
Subject: RE: HCMUD 132 June posting

External email

CERTIFICATE OF POSTING OF NOTICE OF PUBLIC MEETING

THE STATE OF TEXAS §
§
COUNTY OF HARRIS §

I hereby certify that on the date listed in this email above, that I have posted the June 24, 2026 notice of public meeting on the website at the following location: https://hcmud132.com/meetings/

Russell Lambert
russ@texasnetwork.com

From: Jane Maher <jane.maher@nortonrosefulbright.com>
Sent: Wednesday, June 17, 2026 11:21 AM
To: Russell Lambert <russ@texasnetwork.com>
Cc: The Texas Network <support@texasnetwork.com>
Subject: HCMUD 132 June posting

Good morning,

Please post the attached agenda for 132. Please note that with recent legislative changes, agendas must be posted at least 3 full business days in advance, so the agenda must be posted by tomorrow, June 18. Please return the certificate of posting to me at your earliest convenience.

Thanks,

Jane Maher | Senior Paralegal
Norton Rose Fulbright US LLP
1550 Lamar Street, Suite 2000, Houston, Texas 77010-4106, United States
Tel +1 713 651 5589 | Fax +1 713 651 5246
jane.maher@nortonrosefulbright.com

NORTON ROSE FULBRIGHT

Law around the world
nortonrosefulbright.com

This email message and any attachments are for the sole use of the intended recipient(s). Any unauthorized review, use, disclosure, copying or distribution is prohibited. If you are not the intended recipient, please contact the sender by reply email and destroy all copies of the original message and any attachments.

To reply to our email administrator directly, send an email to nrfus.postmaster@nortonrosefulbright.com.

Norton Rose Fulbright US LLP, Norton Rose Fulbright LLP and Norton Rose Fulbright Canada LLP are separate legal entities and all of them are members of Norton Rose Fulbright Verein, a Swiss verein. Norton Rose Fulbright Verein helps coordinate the activities of the members but does not itself provide legal services to clients. Details of each entity, with certain regulatory information, are available at nortonrosefulbright.com/legal-notices.

HARRIS COUNTY M.U.D. #132

TAX ASSESSOR/COLLECTOR'S REPORT

5/31/2026

Taxes Receivable: 8/31/2025	$ 64,247.55		
Reserve for Uncollectables	(34,370.11)		
Adjustments	579.87	$	30,457.31
Original 2025 Tax Levy	$ 569,836.63		
Adjustments	28,591.15		598,427.78
Total Taxes Receivable		**$**	**628,885.09**
Prior Years Taxes Collected	$ 8,931.82		
2025 Taxes Collected (98.1%)	587,268.32		596,200.14
Taxes Receivable at: 5/31/2026		**$**	**32,684.95**

2025 Receivables:

Debt Service

Maintenance 11,159.46

bob leared interests

11111 Katy Freeway, Suite 725
Houston, Texas 77079-2197

Phone: (713) 932-9011
Fax: (713) 932-1150

HARRIS COUNTY M.U.D. #132

	Month of 5/2026	Fiscal to Date 6/01/2025 - 5/31/2026
Beginning Cash Balance	**$ 74,348.68**	**60,253.43**
Receipts:		
Current & Prior Years Taxes	328.24	584,786.46
Penalty & Interest	220.12	3,628.02
Additional Collection Penalty	87.25	1,818.30
Stale Dated Checks		838.87
Tax Certificates		10.00
Overpayments		778.60
Funds Pending Certification	4.54	11.60
Refund - due to adjustments	1,293.24	24,651.55
Unpaid Account		514.69
Rendition Penalty	27.79	202.45
Refund Rendition Penalty		3.27
TOTAL RECEIPTS	**$ 1,961.18**	**617,243.81**
Disbursements:		
Atty's Fees, Delq. collection	374.81	1,658.94
CAD Quarterly Assessment		4,508.00
Publications, Legal Notice		854.90
Refund - due to adjustments	2,604.02	25,788.73
Refund - due to overpayments		777.60
Tax A/C Bond Premium		400.00
Transfer to General Fund	25,000.00	560,000.00
Tax Assessor/Collector Fee	2,344.76	28,137.12
Reissue Stale Dated Check		153.46
Unpaid Account		514.69
Rendition Penalty CAD Portion		8.51
Postage/Deliveries	152.56	2,945.83
Supplies		1,055.52
Tax Certificates		10.00
Audit Preparation		250.00
Additional Services - BLI		230.00
Records Maintenance		180.00
Copies		1,240.48
Envelopes - Original Stmts		358.50
Duplicate Statements		15.00
Mileage Expense	60.65	534.75
Meeting Attendance		53.65
Envelopes - Feb Delinq Stmts		91.20
Envelopes - May Del Stmts		58.20
Tax Lien Transfers		40.00
Check Cost		149.10
Tax Rate Calculation		375.00
Delinquent Report Assistance	155.00	775.00
Exemption Assistance	200.00	400.00
Positive Pay	25.00	300.00
Tax Code 26.16 & 26.17		240.00
TOTAL DISBURSEMENTS	**($ 30,916.80)**	**(632,104.18)**
CASH BALANCE AT: 5/31/2026	**$ 45,393.06**	**45,393.06**

HARRIS COUNTY M.U.D. #132

Disbursements for month of June, 2026

Check@{	Payee	Description		Amount
1628	PBFCM	Atty's Fees, Delq. collection	$	227.17
1629	HCAD	CAD Quarterly Assessment		1,158.00
1630	Lardi Richard B	Refund - due to adjustments		66.74
1631	Mack Humble LLC	Refund - due to adjustments		809.69
1632	Strom Robert E II & Laura	Refund - due to adjustments		125.49
1633	Davison Lavona & Robbie	Refund - due to adjustments		134.23
1634	Gordon James	Refund - due to adjustments		76.91
1635	Boone Preston	Refund - due to adjustments		52.67
1636	Ewton Glenn W & Pamela A	Refund - due to adjustments		27.51
1637	Bob Leared	Tax Assessor/Collector Fee		2,936.12
TOTAL DISBURSEMENTS			$	5,614.53
Remaining Cash Balance			$	39,778.53

Stellar Bank

HARRIS COUNTY M.U.D. #132

HISTORICAL COLLECTIONS DATA

Year	Collections Month Of 5/2026	Adjustments To Collections 5/2026	Total Tax Collections at 5/31/2026	Total Taxes Receivable at 5/31/2026	Collection Percentage
2025	1,477.61	1,163.65-	587,268.32	11,159.46	98.135
2024	125.04	129.59-	555,601.21	3,770.68	99.326
2023	13.72		558,815.32	1,727.40	99.692
2022	2.46		549,677.16	1,382.05	99.749
2021	2.65		549,809.41	736.95	99.866
2020			566,137.71	1,031.96	99.818
2019			559,779.27	1,906.42	99.661
2018			531,463.48	743.31	99.860
2017			566,567.89	371.27	99.935
2016			567,840.15	345.01	99.939
2015			577,239.39	247.09	99.957
2014			596,220.64	336.90	99.944
2013			592,701.57	328.57	99.945
2012			698,937.26	281.88	99.960
2011			987,519.33	554.70	99.944
2010			1,454,093.59	843.09	99.942
2009			1,522,906.66	812.42	99.947
2008			1,474,164.14	794.53	99.946
2007			1,439,191.03	619.95	99.957
2006			1,280,418.91	618.59	99.952
2005			1,774,756.21	688.28	99.961
2004			2,007,456.15	164.64	99.992
2003			1,898,821.26	786.24	99.959
2002			1,765,848.46	170.52	99.990
2001			1,702,889.94	176.40	99.990
2000			1,606,559.30	191.10	99.988
1999			1,508,261.67	199.19	99.987
1998			1,418,394.68	202.86	99.986
1997			1,439,047.38	211.83	99.985
1996			1,404,559.60	219.32	99.984
1995			1,351,231.35	223.73	99.983
1994			1,272,691.77	214.91	99.983
1993			1,190,627.58	212.39	99.982
1992			1,118,809.31	211.68	99.981
1991			1,064,724.10	199.63	99.981
1990			1,010,235.99		100.000
1989			1,038,281.57		100.000
1988			1,084,280.96		100.000
1987			1,084,794.90		100.000
1986			1,157,367.54		100.000
1985			1,158,289.16		100.000
1984			970,629.19		100.000

(Percentage of collections same period last year 98.447)

HARRIS COUNTY M.U.D. #132

HISTORICAL TAX DATA

Year	Taxable Value	SR/CR	Tax Rate	Adjustments	Reserve for Uncollectibles	Adjusted Levy
2025	870,187,403	10 / 10	.068770	28,591.15		598,427.78
2024	810,683,993	21 / 21	.069000	38,063.87		559,371.89
2023	789,496,691	32 / 32	.071000	19,143.67		560,542.72
2022	725,077,843	44 / 44	.076000	23,934.31		551,059.21
2021	663,308,796	56 / 56	.083000	70,766.20		550,546.36
2020	644,554,399	68 / 68	.088000	74,874.08	38.04	567,169.67
2019	624,184,638	76 / 76	.090000	70,976.75	80.31	561,685.69
2018	591,678,974	87 / 87	.090000	36,138.34	304.45	532,206.79
2017	601,696,530	97 / 97	.094300	21,501.84	460.61	566,939.16
2016	591,721,654	08 / 08	.096100	23,843.77	459.46	568,185.16
2015	564,434,011	08 / 08	.102400	50,432.19	493.84	577,486.48
2014	523,529,946	19 / 19	.114000	68,355.55	266.62	596,557.54
2013	474,682,503	31 / 31	.125000	44,328.86	324.17	593,030.14
2012	451,286,318	41 / 41	.155000	40,300.52	274.77	699,219.14
2011	449,659,888	78 / 78	.220000	131,465.45	1,177.99	988,074.03
2010	434,510,941	01 / 56	.335000	114,475.12	675.34	1,454,936.68
2009	454,980,097	01 / 51	.335000	132,656.05	464.49	1,523,719.08
2008	440,463,925	02 / 67	.335000	165,583.65	595.67	1,474,958.67
2007	411,626,399	01 / 10	.350000	137,381.75	882.02	1,439,810.98
2006	366,374,335	01 / 82	.350000	186,042.05	1,273.32	1,281,037.50
2005	386,345,294	01 / 73	.460000	149,733.52	1,744.16	1,775,444.49
2004	358,713,310	01 / 39	.560000	196,911.56	1,173.77	2,007,620.79
2003	339,570,610	04 / 35	.560000	257,924.17	1,987.94	1,899,607.50
2002	304,739,010	07 / 35	.580000	238,424.45	1,467.17	1,766,018.98
2001	284,211,440	16 / 39	.600000	137,823.36	2,202.30	1,703,066.34
2000	247,644,090	15 / 40	.650000	137,047.67	2,936.99	1,606,750.40
1999	223,008,520	11 / 34	.677500	157,458.98	2,457.95	1,508,460.86
1998	206,110,430	32 / 32	.690000	111,247.62	3,564.55	1,418,597.54
1997	199,883,920	00 / 00	.720520	68,339.32	944.39	1,439,259.21
1996	188,360,160	00 / 00	.746000	99,171.01	387.62	1,404,778.92
1995	177,642,980	00 / 00	.761000	66,551.99	408.58	1,351,455.08
1994	174,220,060	00 / 00	.731000	18,255.63	634.49	1,272,906.68
1993	165,026,400	00 / 00	.722400	1,074.65	1,261.79	1,190,839.97
1992	155,553,340	00 / 00	.720000	197.21	962.10	1,119,020.99
1991	157,621,010	00 / 00	.679000	199.63	1,608.93	1,064,923.73
1990	155,659,125	00 / 00	.650000		1,547.84	1,010,235.99
1989	159,958,894	16 / 16	.650000	498.61-	952.63	1,038,281.57
1988	155,029,730	18 / 18	.700000	620.55-	306.60	1,084,280.96
1987	155,113,920	00 / 00	.700000	953.33-	49.21	1,084,794.90
1986	165,338,220	00 / 00	.700000			1,157,367.54
1985	165,469,880	00 / 00	.700000			1,158,289.16
1984	138,661,313	00 / 00	.700000			970,629.19

HARRIS COUNTY M.U.D. #132

TAX RATE COMPONENTS

Year	Debt Service Rate	Debt Service Levy	Maintenance Rate	Maintenance Levy
2025			.068770	598,427.78
2024			.069000	559,371.89
2023			.071000	560,542.72
2022			.076000	551,059.21
2021			.083000	550,546.36
2020			.088000	567,169.67
2019			.090000	561,685.69
2018			.090000	532,206.79
2017	.009100	54,709.91	.085200	512,229.25
2016	.009600	56,759.37	.086500	511,425.79
2015	.015900	89,668.29	.086500	487,818.19
2014	.027500	143,906.44	.086500	452,651.10
2013	.030000	142,327.23	.095000	450,702.91
2012	.060000	270,665.49	.095000	428,553.65
2011	.125000	561,405.68	.095000	426,668.35
2010	.240000	1,042,342.68	.095000	412,594.00
2009	.240000	1,091,619.62	.095000	432,099.46
2008	.240000	1,056,686.79	.095000	418,271.88
2007	.250000	1,028,436.39	.100000	411,374.59
2006	.250000	915,026.77	.100000	366,010.73
2005	.360000	1,389,478.30	.100000	385,966.19
2004	.400000	1,434,014.82	.160000	573,605.97
2003	.400000	1,356,862.47	.160000	542,745.03
2002	.400000	1,217,944.17	.180000	548,074.81
2001	.510000	1,447,606.39	.090000	255,459.95
2000	.610000	1,507,873.39	.040000	98,877.01
1999	.637500	1,419,400.43	.040000	89,060.43
1998	.650000	1,336,360.02	.040000	82,237.52
1997	.680000	1,358,319.30	.040520	80,939.91
1996	.710000	1,336,987.94	.036000	67,790.98
1995	.727000	1,291,074.63	.034000	60,380.45
1994	.697000	1,213,701.75	.034000	59,204.93
1993	.690000	1,137,430.20	.032400	53,409.77
1992	.690000	1,072,395.08	.030000	46,625.91
1991	.649000	1,017,872.63	.030000	47,051.10
1990	.620000	963,609.76	.030000	46,626.23
1989	.620000	990,360.93	.030000	47,920.64
1988	.670000	1,037,811.82	.030000	46,469.14
1987	.670000	1,038,303.74	.030000	46,491.16
1986	.670000	1,107,766.12	.030000	49,601.42
1985	.670000	1,108,648.25	.030000	49,640.91
1984	.670000	929,030.84	.030000	41,598.35

HARRIS COUNTY M.U.D. #132

Notes:

$1293.24 - REPORTED AS TAXES COLLECTED ON PRIOR REPORTS.
TRANSFERRED TO REFUND ADJUSTMENTS DUE TO CAD C/R
#21, 10. MULTIPLE ACCOUNTS.
2024 129.59
2025 1163.65

$ 4.54 - APPLIED AS FUNDS PENDING.
9900-220-8610

HARRIS COUNTY M.U.D. #132

Tax Exemptions:	2025	2024	2023
Homestead	.20000	.20000	.20000
Over 65	40,000	40,000	40,000
Disabled	100,000	100,000	100,000

Last Bond Premium Paid:

Payee	Date of Check	Amount
McDonald & Wessendorff 01/24/26 - 01/24/27	12/11/2025	400.00

Adjustment Summary:	2025	
11/2025	/ ROLL 003	39,155.74
12/2025	/ ROLL 005	794.85-
1/2026	/ ROLL 006	1,911.92-
2/2026	/ ROLL 007	930.34-
3/2026	/ ROLL 008	3,615.71-
4/2026	/ ROLL 009	2,156.95-
5/2026	/ ROLL 010	1,154.82-
TOTAL		28,591.15

HARRIS COUNTY M.U.D. #132
Homestead Payment Plans

Account no.	Tax Year	Last Payment Amount	Last Payment Date	Balance Due

*Total Count 0

(I) - BLI Contract (A) - Delinquent Attorney Contract

Standard Payment Plans

Account no.	Tax Year	Last Payment Amount	Last Payment Date	Balance Due

*Total Count 0

Myrtle Cruz, Inc.

3401 Louisiana St, STE 400 .Houston, Tx 77002-9552 . (713)759-1368 . fax 759-1264 . email first_last@mcruz.com

HARRIS CO. MUD # 132

Cash Report for Meeting of June 24th, 2026

GENERAL OPERATING FUND (162OP) : CENTRAL BANK 6009166

Previous cash balance, May 21st, 2026		1,826,156.51
plus:	1150: water & sewer revenue	174,844.64
plus:	2161: customer meter deposits	1,750.00
plus:	4202: inspection fees	6,654.01
plus:	4300: reg wtr auth revenue	94,778.78
plus:	4330: penalties & interest-svc accts	5,209.03
plus:	4600: tap connection fees	150.00
plus:	5380: miscellaneous income	1,740.00
plus:	04/30 interest	75.70
plus:	05/18 City of Houston SPA ck21157510 Feb	141,496.89
plus:	05/22 DR Carla L Wyatt ck 4075908	117,074.31
plus:	05/27 HC153 LS ck 12421	3,011.85
plus:	Esc1806/12/50/1/3/86/1913/4/67/70/1/2022/46/74/2102	449.37
plus:	06/12 City of Houston SPA ck21160184 Mar	193,135.22
	Total Deposits :	740,369.80
less:	04/30 rvs sweep	78,312.13
less:	05/05 dep ret	18,754.73
less:	05/31 serv chrg	5.00
less:	06/16 WHCRWA auto pd 765732	34,978.25
less:	06/16 WHCRWA auto pd 765731	63,915.95
less:	06/24 trf to Logic	1,880,000.00

less checks completed at or after last meeting :

2451 Centerpoint; 5 loc 4/23-5/26			346.51
	6352	19441 W Lake Hstn	82.21
	6352	8502 Rebawood	86.05
	6352	7603 Kings River	46.58
	6352	8411 FM1960	90.86
	6352	21305 Atascocita	40.81
2452 TXU Energy; 5 acts 4/29-5/28			13,196.47
	6352	21305 Atascocita	60.23
	6352	8411 FM1960	2,730.47
	6352	7603 Kings River	382.61
	6352	8502 Rebawood	5,300.00
	6352	19441 W Lake Hstn	4,723.16
2453 Harris County Clerk,Court Registry; award ck cause 1272982			13,322.00
Beginning cash balance, June 24th, 2026			463,695.27

less checks to be presented at this meeting :

2454 Tim Stine; 05/21,5/19,budg director fees			612.28
	6310	regular meeting	221.00
	6310	Mar AJOB mtg	221.00
	6514	payroll taxes	50.72-
	6310	2027 budget prep	221.00
2455 Michael Whitaker; 05/21 director fees			204.09
	6310	regular meeting	221.00
	6514	payroll taxes	16.91-
2456 Gregg Mielke; 05/21 director fees			204.09
	6310	director fees	221.00
	6514	payroll taxes	16.91-
2457 Joey Lopez; 05/21,AWBD Director fees/exp			2,336.65
	6310	director fees	221.00
	6514	payroll taxes	84.54-
	6354	AWBD travel	1,316.19
	6310	AWBD smmr	884.00

HARRIS CO. MUD # 132

Cash Report for Meeting of June 24th, 2026 Page : 2

2458	Norton Rose Fulbright US LLP; 9495715877 thr 05/31.....			16,446.64
	6320	legal fees	15,924.03	
	6325	election expenses	522.61	
2459	Myrtle Cruz, Inc.; May bookkeeping/exp.....			3,026.79
	6333	bookkeeping fees	2,800.00	
	6340	office expenses	226.79	
2460	Atascocita Joint Operations Board; Jun Sch B & C.....			76,007.92
	6201	schedule B cost	53,400.93	
	6201	schedule C cost	22,606.99	
2461	Inframark LLC; 181451 May Oper 2026.....			16,487.32
	6332	WT plants	1,500.00	
	6332	Lift Stations	750.00	
	6332	2780 residen eq 922	6,950.00	
	6332	659 commerl eq	1,770.00	
	6340	office expenses	5,471.28	
	6332	fuel surcharge	46.04	
2462	Inframark LLC; 1168446 billing operations.....			64,590.87
	6235	r&m-lift station1	3,653.68	
	6235	r&m-lift stations	5,812.53	
	6235	r&m - sewer	6,603.03	
	6135	r&m - water	29,805.38	
	6135	r&m - water plant	11,654.63	
	6275	inspections	5,082.64	
	6342	chemicals WP	752.84	
	6324	laboratory fees	467.50	
	6332	administrative	758.64	
2463	BGE Inc; 46509/46536/47834.....			27,802.53
	6322	gen eng	7,998.27	
	6322	30"San Sew Rhb	6,342.60	
	6322	Golf Villas drain	13,461.66	
2464	The Radich Law Firm PLLC; inv 1293.....			24,794.10
2465	Stuckey's LLC; 7427.....			3,590.77
2466	Harris County MUD 109; 60"SanSwrRehab Trunkline Rep shared..			9,011.36
2467	Whitney & Associates; inv 284-25C-1 appraisal rep.....			4,000.00
2468	Andrew P.Toubin; inv for cause# 1272982.....			780.00
2469	Open House Texas Realty & Inv; 20110 Eighteenth Fairway,depr			22.00
	2161	customer meter depos	100.00	
	1150	less final bill	78.00-	
2470	Third of August LLC & Mcavey,James; 8731 Summit Pines,depref			10.15
	2161	customer meter depos	100.00	
	1150	less final bill	89.85-	
2471	Melissa Odom; 8402 Pine Shores, dep ref.....			10.15
	2161	customer meter depos	100.00	
	1150	less final bill	89.85-	
2472	Gomez V.F. Manuel; 19503 Atascocita Shores, dep ref.....			22.00
	2161	customer meter depos	100.00	
	1150	less final bill	78.00-	
2473	HEB #498 Atascocita; 7405 FM1960 E-W Lake Houston,dep ref...			285.00
	2161	customer meter depos	365.00	
	1150	less final bill	80.00-	
2474	Comptroller of Public Accounts; core 781218 Unclaimed Prop..			

	previous cash balance		1,826,156.51	
05/31-05/31	14 receipts		740,369.80	
	21 current checks	<	250,244.71 >	
	other disbursements	<	2,102,831.04 >	
	ending cash balance			213,450.56

TIME DEPOSIT INVESTMENTS:

Cadence was Bkof Brenham; 3/7/26 due 9/7/26 @3.67%.....	239,856.91
Wallis State Bank; 9/8/25 due 9/8/26 @4.15%.....	235,042.00

HARRIS CO. MUD # 132

Cash Report for Meeting of June 24th, 2026 Page : 3

DEMAND DEPOSIT INVESTMENTS:			
Logic (Texstar); 6246462001.....			7,099,817.49
previous balance	5,194,817.49		
06/24 trf frm chc	1,880,000.00		
05/19 maint tax	25,000.00		
previous investments		5,669,716.40	
deposits		25,000.00	
transfers		1,880,000.00	
ending investments			7,574,716.40
GENERAL OPERATING FUNDS AVAILABLE June 24th, 2026			$7,788,166.96

HARRIS COUNTY M.U.D. # 132
Operating Budget for Fiscal Year Ending 5/31/2026
Comparison as of 6/24/26
Recap of Revenues and Expenditures

June 24, 2026 report

MAY 2026

REVENUES	Current Period Actual	Current Period Budget	Variance	Annual Budget	Fiscal Year-to-Date (12 months) Actual	Fiscal Year-to-Date (12 months) Budget	Variance
Operating Revenue	**543,014.63**	**489,500**	*53,515*	**6,922,500**	**6,474,048.99**	**6,922,500**	*(448,451)*
Water Revenue	-4,312.58	130,000	*(134,313)*	1,650,000	1,266,116.36	1,650,000	*(383,884)*
Sewer Revenue	82,955.44	94,000	*(11,045)*	1,184,000	1,155,050.60	1,184,000	*(28,949)*
Surface Water Conversion	94,778.78	113,000	*(18,221)*	1,424,000	1,331,067.92	1,424,000	*(92,932)*
Shared LS(#1)	3,011.85	6,500	*(3,488)*	178,500	109,603.84	178,500	*(68,896)*
Penalty & Interest	5,209.03	6,000	*(791)*	72,000	65,653.04	72,000	*(6,347)*
Maintenance Taxes	25,000.00	0	*25,000*	545,000	560,000.00	545,000	*15,000*
Strategic Partnership Rev	334,632.11	140,000	*194,632*	1,869,000	1,973,544.59	1,869,000	*104,545*
Miscellaneous Rev/OperatorsRecap	1,740.00	0	*1,740*	0	13,012.64	0	*13,013*
Non-Operating Revenue	**123,954.02**	**97,538**	*26,416*	**808,843**	**452,462.60**	**808,843**	*(356,380)*
Taps & Inspections	6,804.01	2,500	*4,304*	30,000	94,095.89	30,000	*64,096*
Interest Income	75.70	18,000	*(17,924)*	216,000	206,790.04	216,000	*(9,210)*
Shared Recoveries was Misc	117,074.31	77,038	*40,036*	562,843	151,576.67	562,843	*(411,266)*
TOTAL REVENUES	666,968.65	587,038	*79,931*	7,731,343	6,926,511.59	7,731,343	*(804,831)*

EXPENDITURES	Current Period Actual	Current Period Budget	Variance	Annual Budget	Fiscal Year-to-Date Actual	Fiscal Year-to-Date Budget	Variance
Operating	**298,865.24**	**333,816**	*34,951*	**4,311,355**	**3,790,051.02**	**4,311,355**	*521,304*
District Management	3,879.72	1,638	*(2,242)*	78,849	75,802.95	78,849	*3,046*
District Consultants	38,496.98	33,525	*(4,972)*	431,300	462,674.96	431,300	*(31,375)*
District Operations	256,488.54	298,653	*42,164*	3,801,206	3,251,573.11	3,801,206	*549,633*
Non-Operating	76,794.36	206,800	*130,006*	2,343,300	728,733.76	2,413,300	*1,684,566*
TOTAL EXPENDITURES	375,659.60	540,616	*164,956*	6,654,655	4,518,784.78	6,724,655	*2,205,870*
SURPLUS OR (DEFICIT)	**291,309.05**	**46,422**	*244,887*	**1,076,688**	**2,407,726.81**	**1,006,688**	*1,401,039*
Net Operating Income	244,149.39	155,684	*88,465*	2,611,145	2,683,997.97	2,611,145	*72,853*
Net Non-Operating Income	47,159.66	(109,262)	*156,422*	(1,534,457)	(276,271.16)	(1,604,457)	*1,328,186*

() indicates an unfavorable variance

Beginning Balance	7,495,872.91		5,365,413.89
Net Surplus or (Deficit)	291,309.05		2,407,726.81
Deposits Received	1,750.00		22,226.26
Deposits Refunded	(765.00)		(7,200.00)
12" San Sew Rehab/next year 2026	0.00		0.00
TX DOT	0.00		0.00
Ending Balance	**7,788,166.96**		**7,788,166.96**
		0.00	
Cash Report Balance	7,788,166.96	*0.00*	
Customer Deposits	229,188.72		
Operating Reserve	2,000,000.00		
Capital Projects Reserve	2,500,000.00		
Debt Service Reserve	0.00		
Net Funds Available	**3,058,978.24**		

HARRIS COUNTY M.U.D. # 132
Operating Budget for Fiscal Year Ending 5/31/2026
Comparison as of 6/24/26
Breakout of Expenditures

	Current Period			Annual	12 months Fiscal Year-to-Date		
	Actual	Budget	Variance	Budget	Actual	Budget	Variance
EXPENDITURES							
DISTRICT MANAGEMENT	**3,879.72**	**1,638.00**	*(2,242)*	**78,849**	**75,802.95**	**78,849**	*3,046*
Director Fees	2,210.00	1,768.00	*(442)*	21,355	19,006.00	21,355	*2,349*
Payroll Tax	-169.08	-130.00	*39*	1,569	1,758.15	1,569	*(189)*
Election Expense	522.61	0.00	*(523)*	0	522.61	0	*(523)*
Travel Expenses/Registration	1,316.19	0.00	*(1,316)*	10,175	10,848.19	10,175	*(673)*
Membership Dues	0.00	0.00	*0*	750	750.00	750	*0*
Insurance & Bonds	0.00	0.00	*0*	45,000	42,918.00	45,000	*2,082*
DISTRICT CONSULTANTS	**38,496.98**	**33,525.00**	*(4,972)*	**431,300**	**462,674.96**	**431,300**	*(31,375)*
Legal Fees	15,924.03	9,500.00	*(6,424)*	122,500	157,095.54	122,500	*(34,596)*
Auditing Fees	0.00	0.00	*0*	20,500	20,500.00	20,500	*0*
Engineering - General	7,998.27	9,000.00	*1,002*	108,000	110,418.51	108,000	*(2,419)*
Accounting Fees	2,800.00	2,800.00	*0*	33,600	33,700.00	33,600	*(100)*
Operator	**11,774.68**	**12,225.00**	*450*	**146,700**	**140,960.91**	**146,700.00**	*5,739*
Operator Fees - General	11,774.68	12,225.00	450	146,700	140,960.91	146,700	5,739
Operator Fees - Special	0.00	0.00	0	0	0.00	0	0
DISTRICT OPERATIONS	**256,488.54**	**298,653.00**	*42,164*	**3,801,206**	**3,251,573.11**	**3,801,206**	*549,633*
Repairs and Maintenance	**57,529.25**	**75,000.00**	*17,471*	**955,000**	**766,333.92**	**955,000**	*188,666*
R&M - Water Plant	11,654.63	15,000.00	*3,345*	180,000	164,551.43	180,000	*15,449*
R&M - Water Distribution	29,805.38	30,000.00	*195*	415,000	371,445.43	415,000	*43,555*
R&M - Wastewater Collection	16,069.24	25,000.00	*8,931*	300,000	215,421.84	300,000	*84,578*
R&M - Storm Water Collection	0.00	5,000.00	*5,000*	60,000	4,708.00	60,000	*55,292*
R&M - General	0.00	0.00	*0*	0	10,207.22	0	*(10,207)*
Atascocita Central Plant	**76,007.92**	**73,370.00**	*(2,638)*	**935,440**	**816,062.89**	**935,440**	*119,377*
Purchased Sewer Service "B"	53,400.93	50,835.00	*(2,566)*	610,020	534,151.86	610,020	*75,868*
Purchased Sewer Service "C"	22,606.99	22,535.00	*(72)*	270,420	270,028.56	270,420	*391*
Major Repairs / Adjustments	0.00	0.00	*0*	55,000	11,882.47	55,000	*43,118*
R&M - Shared Lift Stations **	0.00	4,500.00	*4,500*	54,000	32,956.51	54,000	*21,043*
Laboratory Fees	467.50	750.00	*283*	9,000	6,017.59	9,000	*2,982*
Chemicals	752.84	4,500.00	*3,747*	54,000	67,618.00	54,000	*(13,618)*
Permits & Assessments	0.00	0.00	*0*	13,400	17,898.75	13,400	*(4,499)*
WHCRWA	98,894.21	120,000.00	*21,106*	1,516,000	1,252,736.61	1,516,000	*263,263*
Utilities	13,542.98	12,600.00	*(943)*	155,600	147,762.47	155,600	*7,838*
Office Expense, Postage	5,703.07	5,000.00	*(703)*	60,000	77,588.73	60,000	*(17,589)*
District Communications	0.00	0.00	*0*	3,980	1,070.00	3,980	*2,910*
Drainage Channel Maint(Stuckey's/Hydro)	3,590.77	2,933.00	*(658)*	44,786	75,027.64	44,786	*(30,242)*
Miscellaneous (ww2)	0.00	0.00	*0*	0	-9,500.00	0	*9,500*
NON-OPERATING	**76,794.36**	**206,800**	*130,006*	**2,343,300**	**728,734**	**2,143,300**	*1,414,566*
Cost of Taps and Inspections	5,082.64	2,500.00	*(2,583)*	30,000	46,768.73	30,000	*(16,769)*
Major Projects	**51,907.46**	**180,000.00**	*128,093*	**2,010,000**	**331,853.40**	**1,440,000**	*1,108,147*
Water Plant Rehab	0.00	0.00	*0*	0	29,465.00	0	*(29,465)*
10"-12" Sanitary Sewer Rehab	0.00	0.00	*0*	190,000	92,582.00	40,000	*(52,582)*
30" Sanitary Sewer Rehab-FY2027	0.00	0.00	*0*	0	0.00	0	*0*
60" Sanitary Sewer Rehab	9,011.36	80,000.00	*70,989*	400,000	9,011.36	400,000	*390,989*
Lift Station 1 Impr	0.00	100,000.00	*100,000*	1,300,000	11,200.00	1,000,000	*988,800*
Storm Sewer Sinkhole repair	0.00	0.00		120,000	0.00		
Drainage Enhancements	0.00	0.00	*0*	0	16,167.74	0	*(16,168)*
Golf Villas Drainage	42,896.10	0.00	*(42,896)*	0	173,427.30	0	*(173,427)*
Engineering on Major Projects	**19,804.26**	**24,300.00**	*4,496*	**303,300**	**350,111.63**	**673,300**	*323,188*
Water Plant Rehab	0.00	0.00	0	10,000	22,492.00	310,000	*287,508*
San. Swr. Repairs (Other)	0.00	0.00	0	0	0.00	0	*0*
12" Sanitary Sewer Rehab	0.00	0.00	0	25,000	37,596.52	15,000	*(22,597)*
30" Sanitary Sewer Rehab	6,342.60	8,300.00	1,957	91,300	89,468.24	49,800	*(39,668)*
60" Sanitary Sewer Rehab AJOB	0.00	6,000.00	6,000	57,000	22,849.64	188,500	*165,650*
Lift Station 1 Impr	0.00	10,000.00	10,000	120,000	0.00	70,000	*70,000*
Golf Villas Drainage/Detention	13,461.66	0.00	(13,462)	0	177,705.23	40,000	*(137,705)*
was Golf Course Detention	0.00	0.00	0	0	0.00	0	*0*
TOTAL EXPENDITURES	**375,659.60**	**540,616.00**	*164,956*	**6,654,655**	**4,518,784.78**	**6,454,655**	*1,935,870*

HARRIS COUNTY M.U.D. # 132
Total Actuals for year end 5/31/2026
Recap of Revenues and Expenditures

REVENUES	Actuals June	Actuals July	Actuals August	Actuals September	Actuals October	Actuals November	Actuals December	Actuals January	Actuals February	Actuals March	Actuals April	*Forecast* May	**Total Actuals**
Operating Revenue	350,357	677,056	497,196	347,695	612,999	363,622	561,177	624,527	823,783	555,678	516,943	543,015	6,474,049
Water Revenue	95,307	136,873	86,146	142,813	163,451	19,744	163,789	111,347	122,890	93,001	137,962	*(4,313)*	1,269,010
Sewer Revenue	104,995	104,995	92,171	89,770	112,955	69,146	77,291	129,295	91,001	89,115	106,529	*82,955*	1,150,218
Surface Water Conversion	126,079	108,820	120,582	106,928	164,571	114,095	105,376	116,412	93,333	73,913	106,181	*94,779*	1,331,068
Shared Lift Station (#1)	18,991	13,419	18,217	1,462	18,200	6,912	12,019	1,757	0	6,268	9,347	*3,012*	109,604
Penalty & Interest	4,986	5,121	8,095	6,722	103	20	812	9,188	8,063	7,566	9,770	*5,209*	65,653
Maintenance Taxes	0	0	0	0	0	0	35,000	100,000	345,000	55,000	0	*25,000*	560,000
Strategic Partnership Rev	0	307,827	171,985	0	153,720	153,706	166,891	152,811	161,243	227,759	142,972	*334,632*	1,973,545
Miscellaneous	0	0	0	0	0	0	0	3,718	2,254	3,057	4,183	*1,740*	14,952
Non-Operating Revenue	4,384	48,110	21,277	13,506	54,050	13,907	31,615	38,029	4,968	81,699	16,962	123,954	452,463
Taps & Inspections	4,055	2,915	3,920	2,835	21,100	13,438	15,804	6,805	4,638	5,692	6,090	*6,804*	94,096
Interest Income	329	45,195.47	17,356	10,671	32,950	469	15,811	31,224	330	35,895	16,482	*76*	206,790
Miscellaneous	0	0	0	0	0	0	0	0	0	40,112	(5,610)	*117,074*	151,577
TOTAL REVENUES	354,742	725,166	518,473	361,201	667,049	377,529	592,792	662,557	828,752	637,378	533,905	666,969	6,926,512
TOTAL EXPENDITURES	274,658	504,325	372,581	318,099	499,348	411,122	346,333	389,212	324,240	335,875	367,333	375,660	4,518,785
Beginning Balance	5,365,414	5,447,533	5,668,791	5,816,288	5,860,035	6,028,487	5,997,514	6,244,061	6,519,205	7,024,348	7,327,201	*7,495,873*	5,365,414
SURPLUS OR (DEFICIT)	**80,084**	**220,840**	**145,892**	**43,103**	**167,701**	**(33,593)**	**246,459**	**273,344**	**504,512**	**301,503**	**166,572**	***291,309***	**2,407,727**
Deposits Received	2,535	2,183	1,605	1,565	750	2,620	1,068	1,800	1,500	2,000	2,850	*1,750*	22,226
Deposits Refunded	(500)	(1,765)	0	(920)	0	0	(980)	0	(870)	(650)	(750)	*(765)*	(7,200)
12" San Sew Rehab/next year 20:	0	0	0	0	0	0	0	0	0	0	0	*0*	0
TX DOT	0	0	0	0	0	0	0	0	0	0	0	*0*	0
Ending Cash Report Balance	5,447,533	5,668,791	5,816,288	5,860,035	6,028,487	5,997,514	6,244,061	6,519,205	7,024,348	7,327,201	7,495,873	7,788,167	7,788,167
Cash Report Balance	5,447,533	5,668,791	5,816,288	5,860,035	6,028,487	5,997,514	6,244,061	6,519,205	7,024,348	7,327,201	7,495,873	7,788,167	7,788,167
Customer Deposits On File	228,229	228,959	228,237	225,682	225,501	227,562	226,841	227,676	227,816	227,199	228,754	*229,189*	229,189
Operating Reserve	2,000,000	2,000,000	2,000,000	2,000,000	2,000,000	2,000,000	2,000,000	2,000,000	2,000,000	2,000,000	2,000,000	2,000,000	2,000,000
Capital Projects Reserve	2,500,000	2,500,000	2,500,000	2,500,000	2,500,000	2,500,000	2,500,000	2,500,000	2,500,000	2,500,000	2,500,000	2,500,000	2,500,000
Debt Service Reserve	0	0	0	0	0	0	0	0	0	0	0	0	0
Net Funds Available	719,304	939,832	1,088,051	1,134,354	1,302,986	1,269,952	1,517,220	1,791,530	2,296,532	2,600,002	2,767,119	3,058,978	**3,058,978**

HARRIS COUNTY M.U.D. # 132
Total Actuals for year end 5/31/2026
Breakout of Expenditures

EXPENDITURES	Actuals June	Actuals July	Actuals August	Actuals September	Actuals October	Actuals November	Actuals December	Actuals January	Actuals February	Actuals March	Actuals April	*Forecast* May	Total Actuals
DISTRICT MANAGEMENT	**10,679**	**1,225**	**3,155**	**2,511**	**1,225**	**44,378**	**1,629**	**3,520**	**1,020**	**1,357**	**1,225**	**3,880**	75,80
Director Fees	4,641	1,326	1,105	1,547	1,326	1,105	1,105	1,326	1,105	884	1,326	2,210	19,00
Payroll Tax	626	(101)	(85)	964	(101)	(85)	524	(101)	(85)	473	(101)	*(169)*	1,75
Election Expense	0	0	0	0	0	0	0	0	0	0	0	*523*	52
Travel Expenses/Registration	5,412	0	1,385	0	0	440	0	2,295	0	0	0	*1,316*	10,84
Membership Dues	0	0	750	0	0	0	0	0	0	0	0	*0*	75
Insurance & Bonds	0	0	0	0	0	42,918	0	0	0	0	0	*0*	42,91
DISTRICT CONSULTANTS	**43,248**	**33,030**	**38,869**	**35,513**	**43,274**	**51,487**	**42,204**	**28,802**	**35,426**	**33,523**	**38,802**	**38,497**	462,67
Legal Fees	7,359	9,314	9,832	9,166	11,734	20,608	20,553	9,213	13,947	11,643	17,803	*15,924*	157,09
Auditing Fees	15,000	0	0	0	5,500	0	0	0	0	0	0	*0*	20,50
Engineering Fees	6,232	8,565	13,498	11,480	10,935	15,467	7,769	5,597	8,156	7,682	7,039	*7,998*	110,41
Accounting Fees	2,800	2,800	2,800	2,800	2,800	2,800	3,000	2,800	2,700	2,800	2,800	*2,800*	33,70
Operator	**11,857**	**12,351**	**12,739**	**12,067**	**12,305**	**12,612**	**10,882**	**11,192**	**10,623**	**11,398**	**11,160**	**11,775**	140,96
Operator Fees - General	11,857	12,351	12,739	12,067	12,305	12,612	10,882	11,192	10,623	11,398	11,160	*11,775*	140,96
Operator Fees - Special	0	0	0	0	0	0	0	0	0	0	0	*0*	
DISTRICT OPERATIONS	**133,814**	**447,721**	**298,455**	**267,845**	**425,070**	**269,302**	**235,540**	**266,495**	**134,395**	**253,992**	**262,456**	***256,489***	3,251,57
Repairs and Maintenance	**54,329**	**96,582**	**58,536**	**41,137**	**86,154**	**50,610**	**65,914**	**79,565**	**37,783**	**79,819**	**58,376**	***57,529***	766,33
R&M - Water Plant	17,939	21,213	7,219	16,200	22,128	8,959	6,641	13,839	8,228	21,227	9,304	*11,655*	164,55
R&M - Water Distribution	17,791	54,110	23,025	20,785	32,541	25,018	50,761	27,208	24,359	39,801	26,240	*29,805*	371,44
R&M - Wastewater Collection	18,599	11,465	33,378	4,151	31,485	16,633	8,512	22,918	4,979	18,790	28,442	*16,069*	215,42
R&M - Storm Water Collection	0	4,708	0	0	0	0	0	0	0	0	0	*0*	4,70
R&M - General	0	5,087	(5,087)	0	0	0	0	15,600	217	0	(5,610)	*0*	10,20
Atascocita Central Plant	**66,902**	**66,908**	**66,538**	**66,915**	**79,494**	**65,516**	**67,522**	**64,692**	**65,273**	**65,273**	**65,024**	***76,008***	816,06
Purchased Sewer Service "B"	43,705	43,705	43,705	43,705	43,705	43,705	43,705	43,705	43,705	43,705	43,705	*53,401*	534,15
Purchased Sewer Service "C"	23,197	23,204	22,833	23,210	23,907	21,811	23,817	20,987	21,568	21,568	21,319	*22,607*	270,02
Major Repairs / Adjustments	0	0	0	0	11,882	0	0	0	0	0	0	*0*	11,88
Shared Lift Stations Operations	0	2,514	0	0	10,680	0	0	19,762	0	0	0	*0*	32,95
Laboratory Fees	716	457	457	457	457	733	905	457	0	457	457	*468*	6,01
Chemicals	4,321	8,374	2,023	3,823	15,430	0	4,335	10,887	4,046	7,116	6,511	*753*	67,61
Permits & Assessments	0	0	0	0	7,090	0	10,808	0	0	0	0	*0*	17,89
WHCRWA	0	243,577	150,554	140,284	178,046	108,214	73,233	73,296	0	82,089	104,549	*98,894*	1,252,73
Utilities	348	24,083	11,665	12,640	11,922	11,202	12,443	10,623	14,107	13,010	12,177	*13,543*	147,76
Office Expense, Postage	7,190	5,493	5,005	5,691	16,653	4,315	3,719	7,213	6,250	6,230	4,125	*5,703*	77,58
District Communications	0	0	0	0	0	0	0	0	1,070	0	0	*0*	1,07
Drainage Channel Maintenenace	3,208	2,933	3,677	0	19,144	22,251	3,121	0	5,866	0	11,238	*3,591*	75,02
Miscellaneous*	(3,200)	(3,200)	0	(3,100)	0	6,460	(6,460)	0	0	0	0	*0*	-9,50
NON-OPERATING	**86,917**	**22,350**	**32,102**	**12,230**	**29,780**	**45,955**	**66,960**	**90,395**	**153,398**	**47,002**	**64,851**	***76,794***	728,73
Cost of Taps and Inspections	2,852	4,147	2,242	130	6,927	3,232	4,677	6,174	3,161	3,961	4,184	*5,083*	46,76
Major Projects	**29,465**	**0**	**16,168**	**11,200**	**0**	**0**	**48,894**	**22,707**	**85,432**	**41,362**	**24,719**	***51,907***	331,853
Water Plant Rehab	29,465	0	0	0	0	0	0	0	0	0	0	*0*	29,46
12" Sanitary Sewer Rehab	0	0	0	0	0	0	0	0	71,030	21,552	0	*0*	92,58
30" Sanitary Sewer Rehab-FY202	0	0	0	0	0	0	0	0	0	0	0	*0*	
60" Sanitary Sewer Rehab	0	0	0	0	0	0	0	0	0	0	0	*9,011*	9,01
Lift Station 1 Impr	0	0	0	11,200	0	0	0	0	0	0	0	*0*	11,20
Storm Sewer Sinkhole repair	0	0	0	0	0	0	0	0	0	0	0	*0*	
Drainage Enhancements	0	0	16,168	0	0	0	0	0	0	0	0	*0*	16,16

HARRIS COUNTY M.U.D. # 132
Total Actuals for year end 5/31/2026
Breakout of Expenditures

EXPENDITURES	Actuals June	Actuals July	Actuals August	Actuals September	Actuals October	Actuals November	Actuals December	Actuals January	Actuals February	Actuals March	Actuals April	*Forecast* May	Total Actuals
Golf Villas Drainage	0	0	0	0	0	0	48,894	22,707	14,402	19,810	24,719	*42,896*	173,42
Engineering on Major Projects	54,600	18,203	13,692	900	22,853	42,723	13,389	61,515	64,806	1,680	35,947	19,804	350,112
Water Plant Rehab	12,432	10,060	0	0	0	0	0	0	0	0	0	0	22,49
San. Swr. Repairs (Other)	7,518	(7,518)	0	0	0	0	0	0	0	0	0	0	(
12" Sanitary Sewer Rehab	0	15,661	1,317	0	4,453	3,209	3,593	2,130	1,258	0	5,975	0	37,59
30" Sanitary Sewer Rehab	0	0	0	0	0	23,485	3,496	29,860	4,198	0	22,087	6,343	89,46
60" Sanitary Sewer Rehab	0	0	0	0	0	0	0	0	22,850	0	0	0	22,85
Lift Station 1 Impr	0	0	0	0	0	0	0	0	0	0	0	0	(
Golf Villas Drainage	34,650	0	12,375	900	18,400	16,029	6,300	18,900	17,750	31,055	7,885	13,462	177,70
Golf Course Detention								10,625	18,750	(29,375)	0	0	(
TOTAL EXPENDITURES	**274,658**	**504,325**	**372,581**	**318,099**	**499,348**	**411,122**	**346,333**	**389,212**	**324,240**	***335,875***	***367,333***	***375,660***	**4,518,78**

HC MUD 132 - City of Houston SPA Revenue

2013-2014	**$1,474,848.66**
2014-2015	**$1,371,303.15**
2015-2016	**$1,662,643.30**
2016-2017	**$1,689,937.27**
2017-2018	**$1,789,328.31**
2018-2019	**$1,744,214.82**
2019-2020	**$1,748,787.95**
2020-2021	**$1,782,888.63**
2021-2022	**$2,032,891.84**
2022-2023	**$1,973,553.65**

2023-2024

Report date	Chck date	SPA date	Amount
7/20/2023	6/14/23	Mar 2023	184,962.12
8/17/2023	7/14/23	Apr 2023	140,186.61
9/21/2023	8/17/23	May 2023	157,713.50
10/19/2023	9/18/23	June 2023	174,805.56
11/16/2023	10/17/23	July 2023	146,198.41
12/21/2023	11/21/23	Aug 2023	149,911.73
1/18/2024	12/21/23	Sep 2023	159,318.39
2/15/2024	1/12/24	Oct 2023	138,877.26
3/21/2024	2/20/24	Nov 2023	148,995.19
4/18/2024	3/13/24	Dec 2023	202,335.51
4/18/2024	4/10/24	Jan 2024	127,869.03
6/20/2024	5/15/24	Feb 2024	138,309.02
	Total		**$1,869,482.33**

2024-2025

Report date	Chck date	SPA date	Amount
7/18/2024	6/13/24	Mar 2024	166,264.81
8/15/2024	7/26/24	Apr 2024	138,345.89
9/19/2024	8/20/24	May 2024	145,430.66
10/17/2024	9/17/24	Jun 2024	160,708.43
11/21/2024	10/22/24	Jul 2024	169,811.90
12/19/2024	11/19/24	Aug 2024	139,123.32
1/16/2025	12/16/24	Sep 2024	148,196.60
2/20/2025	1/16/25	Oct 2024	145,864.15
2/20/2025	2/11/25	Nov 2024	157,591.07
4/17/2025	3/14/25	Dec 2024	229,635.28
5/15/2025	4/21/25	Jan 2025	132,815.51
6/19/2025	5/19/25	Feb 2025	114,919.20
	Total		**$1,848,706.82**

2025-2026

Report date	Chck date	SPA date	Amount
6/19/2025	6/10/25	Mar 2025	176,215.60
8/21/2025	7/16/25	Apr 2025	151,013.97
8/21/2025	8/14/25	May 2025	156,812.76
9/18/2025	9/9/25	Jun 2025	171,985.26
11/20/2025	10/13/25	Jul 2025	153,719.64
12/18/2025	11/19/25	Aug 2025	153,705.91
1/15/2026	1/7/26	Sep 2025	166,890.56
2/19/2026	1/15/26	Oct 2025	152,811.01
3/19/2026	2/18/26	Nov 2025	161,242.68
4/16/2026	3/17/26	Dec 2025	227,758.57
5/21/2026	4/20/26	Jan 2026	142,972.12
6/24/2026	5/18/26	Feb 2026	141,496.89
	Total		**$1,956,624.97**

2026-2027

Report date	Chck date	SPA date	Amount
6/24/2026	6/12/26	Mar 2026	193,135.22
	Total		**$193,135.22**

Total Collected **$23,138,346.92**

HC MUD #132 Utility Costs

Fiscal Year 2026

Electric

TXU Energy

Period*	Total Usage kWh*	Electricity	Distribution Pass Through*	Total Due Amount*	Cents / kWh Energy	Distribution	Total
5/28/25-6/25/25	85,209	5,443.04	6,218.09	11,661.13	6.39	7.30	13.69
6/26/25-7/27/25	94,039	5,996.72	6,127.83	12,124.55	6.38	6.52	12.89
7/28/25-8/25/25	96,867	6,191.12	5,201.24	11,392.36	6.39	5.37	11.76
8/26/25-9/24/25	100,618	6,439.93	5,911.43	12,351.36	6.40	5.88	12.28
9/25-10/23/25	96,909	6,190.54	5,426.37	11,616.91	6.39	5.60	11.99
10/24-11/23/25	85,816	5,502.48	5,441.53	10,944.01	6.41	6.34	12.75
11/24-12/28/25	85,104	5,416.50	6,742.79	12,159.31	6.36	7.92	14.29
12/29-1/28/26	74,026	4,702.64	5,920.83	10,623.47	6.35	8.00	14.35
1/29-2/26/26	68,602	4,362.98	9,166.15	13,535.60	6.37	13.36	19.73
2/27-3/29/26	80,977	5,410.12	6,856.82	12,266.94	6.68	8.47	15.15
3/30-4/28/26	79,131	5,276.40	6,908.21	12,184.61	6.67	8.73	15.40
4/29-5/28/26	78,982	5,094.16	8,102.31	13,196.47	6.45	10.26	16.71
	1,026,280	$ 66,026.63	$ 78,023.60	$ 144,056.72	6.43	7.60	14.04

		Annual Cost $			Cents / kWh	
kWh	Energy	Distribution	Total	Energy	Distribution	Total
1,026,280	$66,027	$78,024	$144,057	6.43	7.60	14.04

Water District Bookkeeping

6/24/2026

Billing May 2026

HARRIS COUNTY MUNICIPAL UTILITY DISTRICT # 132

PRORATA SHARE OF COSTS FOR **8411 FM 1960 E LIFT STATION #1**

Billing for invoices paid through cash reports for:		HC #132	HC #151	HC #153	Total	
May 2026						
End of Fiscal Year 5/31/26		2,058	380	1,292	3,729	Connections
		55.18%	10.18%	34.64%	100.00%	
	UTILITIES					CK#
4/29-5/28/26	TXU Energy @8411 FM1960E	1,506.67	277.96	945.83	2,730.47	2452
	TXU Energy @8411 FM1960E	0.00	0.00	0.00	0.00	
4/23-5/26/26	CenterPoint @8411 FM1960E 6989363-4	50.14	9.25	31.47	90.86	2451
	CenterPoint @8411 FM1960E 6989363-4	0.00	0.00	0.00	0.00	
	OPERATIONS					
May	Repairs and Maintenance LS1/ST	2,016.10	371.94	1,265.63	3,653.68	2462
May	LS Operations	413.85	76.35	259.80	750.00	2461
	McDonald & Wessendorff Insurance	0.00	0.00	0.00	0.00	
	LIFT STATION 1					
	Instrumentation Service Group	0.00	0.00	0.00	0.00	
	C3 Constructors	0.00	0.00	0.00	0.00	
	BGE Inc - Engineering	0.00	0.00	0.00	0.00	
	BGE Inc - Engineering	0.00	0.00	0.00	0.00	
	Brick Restoration Inc	0.00	0.00	0.00	0.00	
	CURRENT BALANCE DUE	3,986.76	735.51	2,502.74	7,225.01	
	PRIOR BALANCE DUE		0.00	0.00		
	TOTAL BALANCE DUE		**735.51**	**2,502.74**		

Please make your check payable to:
Harris County MUD #132
c/o Myrtle Cruz, Inc
3401 Louisiana Street Ste 400
Houston, TX 77002-9552

If you have any questions, please don't hesitate to call or email:
Karrie Kay, bookkeeper for the district
713-759-1368 x125
karrie_kay@mcruz.com

HC MUD 132
TexStar Logic Rate Sheet

LOGIC.ORG

Report date	Rate	Net.Asset.Value.	Interest	Deposits	Withdrawals	Account Balance	Market Balance
2016 AVG/Total	0.6951	1.000280	$0.00	$2,157,027.62	-$377,981.89	$1,779,045.73	$1,779,492.27
2017 AVG/Total	1.1643	1.020593	$0.00	$1,544,156.21	$0.00	$3,323,201.94	$3,908,750.12
2018 AVG/Total	2.0575	1.275583	$0.00	$2,303,394.52	$0.00	$5,626,596.46	$7,314,575.40
2019 AVG/Total	2.3387	1.150061	$0.00	$1,149,687.06	$1,546,381.64	$8,322,665.16	$8,323,214.46
2020 AVG/Total	0.7475	1.000779	$0.00	$569,625.62	-$2,524,678.87	$6,367,611.91	$8,323,214.46
2021 AVG/Total	0.0570	1.000075	$0.00	$3,883.21	-$1,260,000.00	$5,111,495.12	$5,111,878.48
2022 AVG/Total	1.7105	0.999612	$81,072.64	$1,507,344.61	-$225,000.00	$6,474,912.37	$6,474,575.67
2023 AVG/Total	5.2077	1.000076	$329,639.15	$522,444.14	-$1,160,000.00	$6,166,995.66	$6,170,153.10
2024 AVG/Total	5.2732	1.000176	$342,815.28	$1,717,501.62	-$3,450,000.00	$4,777,312.56	$4,778,167.70
Current Year							
1/31/2025	4.5390	0.999818	$20,084.02	$190,000.00	-$329,000.00	$4,658,396.58	$4,657,548.75
2/28/2025	4.5009	1.000097	$18,301.75	$245,000.00	-$620,000.00	$4,301,698.33	$4,302,115.59
3/31/2025	4.4641	0.999972	$34,365.87	$51,689.86	-$200,000.00	$4,187,754.06	$4,187,636.80
4/30/2025	4.4512	0.999923	$15,712.12	$0.00	$0.00	$4,203,466.18	$4,203,142.51
5/31/2025	4.4223	0.999948	$15,803.54	$10,000.00	$0.00	$4,229,269.72	$4,229,049.80
6/30/2025	4.4108	0.999970	$0.00	$0.00	$0.00	$4,229,269.72	$4,229,142.84
7/31/2025	4.4096	1.000071	$31,876.60	$256,350.40	$0.00	$4,517,496.72	$4,517,817.46
8/31/2025	4.3944	1.000309	$16,860.35	$0.00	$0.00	$4,534,357.07	$4,535,758.19
9/30/2025	4.3313	1.000028	$0.00	$0.00	$0.00	$4,534,357.07	$4,534,484.03
10/31/2025	4.2418	1.000128	$32,533.68	$0.00	$0.00	$4,566,890.75	$4,567,475.31
11/30/2025	4.0904	1.000223	$0.00	$0.00	$0.00	$4,566,890.75	$4,567,909.17
12/31/2025	3.9516	1.000197	$15,349.92	$35,000.00	$0.00	$4,617,240.67	$4,618,150.27
1/31/2026	3.8627	1.000153	$30,754.76	$100,000.00	$0.00	$4,747,995.43	$4,748,721.87
2/28/2026	3.8067	0.999885	$0.00	$345,000.00	$0.00	$5,092,995.43	$5,092,409.74
3/31/2026	3.7875	0.999851	$30,733.52	$55,000.00	$0.00	$5,178,728.95	$5,177,957.32
4/30/2026	3.7798	0.999913	$16,088.54	$0.00	$0.00	$5,194,817.49	$5,194,365.54
5/31/2026	3.7476	0.999498	$0.00	$1,905,000.00	$0.00	$7,099,817.49	$7,096,253.38

INVESTMENT REPORT, AUTHORIZATION AND REVIEW

Report for
Harris County MUD #132
AAAm

Prepared for the reporting period ("Period") from **5/1/2026** to **5/31/2026**

13

Investment Pools fund	Rate	Beginning Value for Period Book	N.A.V.	Market	Gain (Loss) to Market Value	Deposits or (Withdrawals)	Ending Value for Period Book	N.A.V.	Market
OP Logic (TexStar)	3.7476%	5,194,817.50	0.99991	5,194,365.55	0.00	1,905,000.00	7,099,817.50	0.999498	7,096,253.39
	3.7476%	5,194,817.50		5,194,365.55	0.00	1,905,000.00	7,099,817.50		7,096,253.39

Certificates of Deposits fund		Purchase Value	Term in Days	Begin Value for Period	Interest accrued this period	Deposits or (Withdrawals)	Ending Value for Period	Date of Purchase	Date of Maturity
OA Cadence,wasBK Brenham	3.67%	239,856.91	184	241,183.35	747.63	0.00	241,930.98	3/7/2026	9/7/2026
OA Wallis State Bank	4.15%	235,042.00	365	241,322.13	828.44	0.00	242,150.57	9/8/2025	9/8/2026
	3.9076%	474,898.91	365	482,505.48	1,576.07	0.00	484,081.55		100
total investments	3.7576%	5,669,716.41	365	5,676,871.03	1,576.07	1,905,000.00	7,583,899.05	wam:	7

Compliance Statement. The investments (reported on above) for the Period are in compliance with the investment strategy expressed in the District's Investment Policy and the Public Funds Investment Act.

Review. This report and the District's Investment Policy are submitted to the Board for its review and to make any changes thereto as determined by the Board to be necessary and prudent for the management of District funds.

Signatures.

Myrtle Cruz, Inc. \invest.xls version 2.4

Investment Officer (please sign & date)
Mary Jarmon - Recent PFIA Training Date: 10/20/23

Karrie Kay
Bookkeeper (Myrtle Cruz, Inc.)
Karrie Kay

CENTRAL BANK - PUBLIC FUNDS
DEPOSIT COLLATERAL REPORT
ALL DISTRICTS

Effective Date: 05/29/2026
Accounts Through: 05/31/2026 7:00 PM
Forecasting Through:
ICS Accounts Through: 05/31/2026 7:00 PM

HARRIS CO MUD 132

Tax ID: 746246462
FHLB Pledge Code: 20158
1st Consultant: MCI
2nd Consultant:

PLEDGED

DEPOSITS

Acct No	Funds Type	Class	Balance	Interest	Total	Current Month Average	Prior Month Average	ICS Acct No	ICS Balance
Demand Deposits									
6009166	PF/CKG DDA 06012021	65	$239,995.00	$0.00	$239,995.00	$229,047.40	$222,754.69	776009166	$2,184,432.65
Subtotal Demand Deposits			**$239,995.00**	**$0.00**	**$239,995.00**	**$229,047.40**	**$222,754.69**		**$2,184,432.65**
Total Deposits			**$239,995.00**	**$0.00**	**$239,995.00**	**$229,047.40**	**$222,754.69**		**$2,184,432.65**

DEPOSIT COLLATERAL CALCULATION

	Account Balances	FDIC Insurance	Collateral Required
Subtotal Demand Deposits:	$239,995.00	$239,995.00	$0.00
Subtotal Time/Svgs/MMA:	$0.00	$0.00	$0.00
Subtotal Bond Fund Deposits:	$0.00	$0.00	$0.00
TOTALS:	**$239,995.00**	**$239,995.00**	**$0.00**

DEPOSIT COLLATERAL POSITION

	Deposits Requiring Collateral	Securities Pledged	Excess Collateral	% Pledged
At 100%	$0.00	$0.00	**$0.00**	
At 105%	$0.00	$0.00	**$0.00**	

RESOLUTION ADOPTING POLICY
ESTABLISHING A CASH RESERVE IN THE GENERAL FUND

WHEREAS, Harris County Municipal Utility District No. 132 (the "*District"*) is a conservation and reclamation district created under Texas Constitution Article XVI, Section 59 and has the powers set forth in Chapters 49 and 54 of the Texas Water Code; and

WHEREAS, the District currently operates a water, sanitary sewer and drainage system within its boundaries; and

WHEREAS, the District has established a General Fund into which it deposits maintenance and operating taxes, sales tax generated from its Strategic Partnership Agreement with the City of Houston, and revenues generated from its water and sewer system and other miscellaneous sources, and from which it pays all expenses of its system, including maintenance and operating expenses and capital expenditures; and

WHEREAS, the Board of Directors of the District (the "*Board*") wishes to establish a cash reserve which will be available at all times if needed to allow the District to continue to operate in the event of reduced revenues, unforeseen expenses, or emergency conditions; and

WHEREAS, the Board has determined the amount of cash reserve it deems necessary and desirable;

IT IS, THEREFORE, RESOLVED BY THE BOARD OF DIRECTORS OF HARRIS COUNTY MUNICIPAL UTILITY DISTRICT NO. 132 THAT:

1. The Board will maintain a cash reserve in the General Fund. This amount shall be considered the Operating Reserve.

2. Currently, the District's Operating Reserve equals $5,000,000. The Board will dedicate $500,000 per year to the Operating Reserve until it achieves a $6,000,000 Operating Reserve. Thereafter, in the event the Operating Reserve is less than $6,000,000, the Board will use its best efforts to add funds to the Operating Reserve as promptly as possible so that the Operating Reserve equals at least $6,000,000.

3. The District engineer will develop and maintain a Capital Improvement Plan ("CIP") covering at least the succeeding five years and including possible costs related to both the District's facilities and the District's share of regional facilities. The engineer will provide this information to the Board periodically.

4. The Board will review its proposed capital expenditures and the balance in its General Fund. The Board will not commit to fund a capital expenditure project until it has cash in the General Fund equal to the expected cost of the project plus an Operating Reserve of $6,000,000.

5. The Board will consider its account balance when setting its tax rate and setting water and sewer rates.

6. Nothing herein shall be construed to limit the discretion of the Board to use District funds in any manner it deems appropriate, and it shall not be necessary to explicitly amend this Resolution to do so.

APPROVED BY HARRIS COUNTY MUNICIPAL UTILITY DISTRICT NO. 132 this 24th day of June, 2026.

By: _____

President

ATTEST:

_____

INFRAMARK®
An azuria Water Solutions Company

Harris County MUD 132
Operations Report for the month of May

6/24/2026

Allen Jenkins
Senior Client Manager

Exhibit E

Executive Summary

Previous Meeting Action Item Status

Item	Location	Description	Status

Current Items Requiring Board Approval

Request	Location	Description	Est. Cost
Delinquent Tags	District area	179 Delinquent Letters for bills due 6/5	

Compliance Summary

- Water Distribution -- Monthly Bacteriological Samples were taken throughout the district. All came back compliant (no coliform found; no E. coli found).
- Current Annual Avg. CL2 Res. = 2.29 Mg/l
- Wastewater Collection Complaint

Operations Summary:

- Potable Water Production
- Total water Billed for the month 24,751,000
- Total water Pumped for the month 25,375,000
- Accountability 99%
- Eye on Water users = 465 / 24% 0 new users signed up in May.

- Potable Water Distribution

- Repaired 3 water leaks in the district

- Performed annual electrical Scan at WP # 1 & 2

- Sanitary Sewer Collection
- Repaired the control panel door at LS # 1

- Builder Services / Inspection

- Customer Care
- Delinquent letters mailed 144 on 5/11
- Delinquent Tags Hung 44 on 5/28
- Disconnects for non-Payment 6 on 6/5
- There are no accounts for Consideration to write offs this month.
- There are 8 accounts for Consideration to send to Collections this month totaling $1,634.63.

May

OPERATIONS REPORT
H.C.M.U.D. NO. 132
FOR THE MONTH OF
May 2026

INFRAMARK

OPERATIONS EXPENSES:		May 2026	12 MONTHS YTD
BASIC OPERATIONS		$10,970.00	$135,995.00
POSTAGE, MAILING, COPIES, ETC.		5,517.32	75,019.60
WATER TAPS NO.	0 RESIDENTIAL, 0 COMMERCIAL	0.00	500.00
SEWER TAPS NO.	0 RESIDENTIAL, 1 COMMERCIAL	100.00	1,398.96
WATER PLANT MAINTENANCE		12,407.47	232,209.43
WATER LINE MAINTENANCE		30,422.88	380,243.02
SEWER LINE MAINTENANCE/DRAINAGE DITCH		11,435.67	78,065.53
TEMPORARY METER		0.00	0.00
BUILDER LOT INSPECTION		0.00	0.00
LIFT STATION MAINTENANCE		9,466.20	179,127.26
ADMINISTRATIVE		756.66	4,571.91
CREDIT MEMO		0.00	0.00

TOTAL AMOUNT INVOICED	$81,076.20	$1,087,130.71

MAINTENANCE COSTS FOR LIFT STATION NUMBER 1	$3,653.68	$136,502.75

BUILDER DAMAGES	CURRENT	30-60 DAYS	60-90 DAYS	OVER 90 DY
	$0.00	$0.00	$0.00	$0.00
	$0.00	$0.00	$0.00	$0.00
	$0.00	$0.00	$0.00	$0.00
	$0.00	$0.00	$0.00	$0.00
	$0.00	$0.00	$0.00	$0.00
	$0.00	$0.00	$0.00	$0.00
	$0.00	$0.00	$0.00	$0.00
	$0.00	$0.00	$0.00	$0.00
	$0.00	$0.00	$0.00	$0.00
	$0.00	$0.00	$0.00	$0.00

TAP ACTIVITES			
WATER TAP FEES	0 RESIDENTIAL, 0 COMMERCIAL	$0.00	$0.00
SEWER TAP FEES	0 RESIDENTIAL, 0 COMMERCIAL	$0.00	$150.00
OTHER FEES/TEMP MTR	0 RESIDENTIAL, 0 COMMERCIAL	$0.00	$350.00
ASSESSMENT FEES/BUILDER DEPOSIT		0.00	$0.00
ENDING NUMBER OF WATER CONNECTIONS RESIDENTIAL			1736
ENDING NUMBER OF WATER CONNECTIONS COMMERCIAL			211
ENDING NUMBER OF SEWER CONNECTIONS			1850

WATER BILL RECEIVABLES

30 DAY	$ 26,247.51
60 DAY	$ 2,661.99
90 DAY	$ 28,526.38

WATER PLANT OPERATIONS:

	BEGINNING	ENDING	GALLONS	GALLONS
TOTAL WATER PUMPED	4/25/2026	5/25/2026	25,375,000	331,704,000
AMOUNT FLUSHED & WATER BREAKS & 151 Interconnect			249,380	3,717,415
AMOUNT BILLED			24,751,000	337,652,000
ESTIMATED INTERCONNECTION USAGE THIS PERIOD FROM 152			0	0
PERCENT BILLED VS. PUMPED (INCLUDES INTERCONN)			98.52%	102.91%
GALLONS COMMERCIAL, APARTMENTS, IRRIGATION			11,427,000	174,411,000
GALLONS RESIDENTAIL			13,324,000	181,242,000

HARRIS COUNTY MUNICIPAL
UTILITY DISTRICT NO. 132
MAJOR MAINTENANCE SUMMARY
May 2026

LIFT STATION MAINTENANCE

1. Realigned the door and weld the hinge back on at Lift Station 1 on May 14, 2026.
   Cost: $2,035.00

SEWER LINE MAINTENANCE

1. There are no major maintenance items to report this month.

WATER LINE MAINTENANCE

1. Removed the meter box, exposed the meter and curb stop at 7405 FM 1960 East on May 5, 2026. Removed and replaced the damaged curb stop, reset the meter box and cleaned the area.
   Cost: $2,135.41

2. Exposed, removed and replaced the damaged 1 and 2" service line at 7503 Kings River Drive on May 21, 2026. Backfilled, cleaned and fenced off the area.
   Cost: $3,515.09

3. Investigated and coordinated repairs to the damaged water main at 6700 FM 1960 East on May 21, 2026. Hauled in fill dirt after the repairs.
   Cost: $7,144.00

WATER PLANT MAINTENANCE

1. Performed annual electrical system preventative maintenance at Water Plant 1 on May 12, 2026.

   Cost: $2,129.67

2. Performed annual electrical system preventative maintenance at Water Plant 2 on May 12, 2026.

   Cost: $2,622.42

ADMINISTRATIVE MAINTENANCE

1. There are no major maintenance items to report this month.

HARRIS COUNTY MUNICIPAL UTILITY DISTRICT NO. 132
HISTORICAL MAJOR MAINTENANCE SUMMARY
May-26

WATER PLANT #1

REPAIR DATE	DESCRIPTION	COST
Jan-25	INVESTIGATE GENERATOR	$1,713.10
Jan-25	LOW CL2 IN GST	$1,337.91
Mar-25	CLEANED BLEACH PUMP	$2,244.00
Mar-25	INSTALLED NEW CONDUIT FOR BLEACH LIN	$5,252.50
Mar-25	OPEN GST 2 HATCH FOR INSPECTION	$2,200.00
Mar-25	PURCHASED AND DELIVERED BLEACH TUBE	$1,829.99
Feb-25	RESET HDMI SCREEN	$1,513.24
Apr-25	INSTALLED SPARE DIALER	$1,151.25
May-25	CLOSED HPT	$2,882.00
Apr-25	REPAIRED PO4 LINE	$1,134.72
Jun-25	REPLACED CONTROL ROOM A/C	$3,055.55
Jun-25	LOAD TEST GENERATOR FOR HIGH TEMP	$1,651.59
Jul-25	CLEARED TREES FROM FENCE AND POWER	$6,468.00
Aug-25	REPLACED THERMOSTATS ON GENERATOR	$2,898.45
Sep-25	REPLACED CL2 FEED TUBE	$1,110.73
Oct-25	REPLACED FRONT GATE	$5,362.50
Nov-25	REPLACED THE LIGHTS IN THE PUMP ROOM	$2,474.83
Mar-26	REPLACED AIR COMPRESSOR	$3,462.04
	TOTAL	$47,742.40

WATER PLANT #2

REPAIR DATE	DESCRIPTION	COST
Jan-25	PURCHASED BLEACH PUMP MATERIALS	$1,264.39
Jan-25	LOW PSI DUE TO BREAK 132/151	$1,503.95
Jan-25	OPENED AND CLOSED HATCH ON HPT	$1,264.39
Mar-25	REPAIRED THE AUTO DIALER	$1,250.39
Mar-25	PURCHASED AND DELIVERED BLEACH TUBES	$1,829.36
Jun-25	CLOSED HPT HATCH	$2,200.00
Jun-25	REPLACED BOLTS ON BP3 MOTOR	$1,020.49
Jul-25	REPLACED FANS IN PO4 ROOM	$3,422.29
Aug-25	DEMOED EXPOSED CABLES FROM PO4 ROOM	$1,453.27
Sep-25	REPLACED LEAKING CL2 FEED BALL VALVE	$1,772.09
Oct-25	REPLACED CL2 FEED LINE	$3,292.04
Dec-25	PURCHSAED BLEACH TANK	$2,151.74
Jan-26	MONITORED PLANT DURING FREEZE	$1,745.92
	TOTAL	$24,170.32

LIFT STATION #1

REPAIR DATE	DESCRIPTION	COST
Jan-25	LIFT PUMP FAILURE	$4,290.00
Jan-25	REPLACED RELAYS	$1,193.92
Feb-25	TOOK LS ON AND OFFLINE FOR STP REPAIR	$2,210.99
Jan-25	CLEANED LS	$21,472.34
Feb-25	CLEANED LS	$6,732.44
Mar-25	PULL AND CLEAN LPS	$3,299.92
Mar-25	CLEANED LS	$8,421.44
Apr-25	REPAIRED LP1	$15,101.91
Apr-25	PURCHASED AND INSTALLED AIR RELEASE	$3,778.84
Apr-25	CLEANED LS	$21,868.50
May-25	INSTALLED AIR RELEASE VALVES ON LP1 AND 3	$3,922.55
May-25	CLEANED LS	$13,893.38
Jul-25	INSTALLED WATER LINE AND METER	$7,837.50
Jul-25	CLEANED LS	$15,735.16
Aug-25	REPAIRED THE GUIDE RAILS	$4,856.50
Sep-25	INSTALLED FLOW METER	$9,803.07
Sep-25	CLEANED LS	$7,932.52
Sep-25	INSTALLED REEL AND BACKFLOW PREVENT	$1,960.75
Sep-25	INSTALLED DOPPLER FLOW METER	$2,020.70
Dec-25	CLEANED LS	$13,474.08
May-26	REALIGNED AND WELD LS DOOR	$2,035.00
	TOTAL	$171,841.51

LIFT STATION #2

REPAIR DATE	DESCRIPTION	COST
Dec-25	CLEANED LS	$1,740.47
Mar-26	REPLACED PHASE MONITOR	$2,962.98
	TOTAL	$4,703.45

LIFT STATION #3

REPAIR DATE	DESCRIPTION	COST
Apr-25	REPAIRED GENERATOR OIL LEAK	$1,073.21
	TOTAL	$1,073.21

WATER LINE REPAIRS

REPAIR DATE	ADDRESS	COST
Feb-25	21210 KINGS RIVER PT - C	$1,747.46
Feb-25	19300 W LAKE HOUSTON - C	$108,381.46
Mar-25	19300 W LAKE HOUSTON - C	$9,659.10
Apr-25	32 KINGS RIVER COURT - C	$3,709.80
Apr-25	19814 ATASCOCITA SHORES - I	$1,070.48
Apr-25	8610 TIMBER VIEW - C	$6,443.84
Apr-25	20419 TAMORRON - I	$1,394.68
May-25	20502 RIVERSIDE PINES - C	$7,098.66
Mar-25	18918 TOWN CENTER	$4,851.66
Jun-25	8747 SUMMIT PINES - C	$1,694.46
Jul-25	19515 SANDY SHORE - I	$2,048.92
Oct-25	20342 ALLEGRO SHORES -	$1,894.54
Oct-25	8203 SHOREGROVE - C	$8,289.61
Nov-25	8611 PINE SHORES - I	$2,958.69
Nov-25	19711 SWEETGUM FOREST - i	$2,953.50
Dec-25	7522 PINEHURT SHADOW - C	$5,724.61
Dec-25	19332 W LAKE HOUSTON - C	$6,618.17
Jan-26	18630 ATASCA OAKS - C	$1,629.58
Jan-26	7435 FM 1960 EAST - I	$1,849.05
Feb-26	ACAPULCO COVE CT - i	$1,628.11
Feb-26	FM 1960 HYDRANT - I	$5,292.28
Mar-26	FIRE HYDRANT SURVEY	$15,010.71
Mar-26	18906 ATASCA OAKS - C	$5,233.32
Mar-26	7706 PINEHURST SHADOW - I	$4,615.35
May-26	7405 FM 1960 EAST	$2,135.41
May-26	7503 KINGS RIVER - I	$3,515.09
May-26	6700 FM 1960 EAST - I	$7,144.00
	TOTAL	$224,592.54

HARRIS COUNTY MUNICIPAL UTILITY DISTRICT NO. 132
HISTORICAL MAJOR MAINTENANCE SUMMARY
Expenses $2000 and Over
May-26

WATER PLANT #1

REPAIR DATE	DESCRIPTION	COST
Mar-25	CLEANED BLEACH PUMP	$2,244.00
Mar-25	INSTALLED NEW CONDUIT FOR BLEACH LINE	$5,252.50
Mar-25	OPEN GST 2 HATCH FOR INSPECTION	$2,200.00
May-25	CLOSED HPT	$2,882.00
Jun-25	REPLACED CONTROL ROOM A/C	$3,055.55
Jul-25	CLEARED TREES FROM FENCE AND POWER LINE	$6,468.00
Aug-25	REPLACED THERMOSTATS ON GENERATORS	$2,898.45
Oct-25	REPLACED FRONT GATE	$5,362.50
Nov-25	REPLACED CONTROL ROOM LIGHTS	$2,474.83
	TOTAL	$32,837.83

WATER PLANT #2

REPAIR DATE	DESCRIPTION	COST
Jun-25	CLOSED HPT HATCH	$2,200.00
Jul-25	REPLACED FANS IN PO4 ROOM	$3,422.29
Oct-25	REPLACED CL2 FEED LINE	$3,292.04
Dec-25	PURCHSAED BLEACH TANK	$2,151.74
Mar-26	REPLACED AIR COMPRESSOR	$3,462.04
	TOTAL	$14,528.11

LIFT STATION #1

REPAIR DATE	DESCRIPTION	COST
Jan-25	LIFT PUMP FAILURE	$4,290.00
Feb-25	TOOK LS ON AND OFFLINE FOR STP REPAIRS	$2,210.99
Jan-25	CLEANED LS	$21,472.34
Feb-25	CLEANED LS	$6,732.44
Mar-25	PULL AND CLEAN LPS	$3,299.92
Mar-25	CLEANED LS	$8,421.44
Apr-25	REPAIRED LP1	$15,101.91
Apr-25	PURCHASED AND INSTALLED AIR RELEASE VALVE	$3,778.84
Apr-25	CLEANED LS	$21,868.50
May-25	INSTALLED AIR RELEASE VALVES ON LP1 AND 3	$3,922.55
May-25	CLEANED LS	$13,893.38
Jul-25	INSTALLED WATER LINE AND METER	$7,837.50
Jul-25	CLEANED LS	$15,735.16
Aug-25	REPAIRED THE GUIDE RAILS	$4,856.50
Sep-25	INSTALLED FLOW METER	$9,803.07
Sep-25	CLEANED LS	$7,932.52
Sep-25	INSTALLED DOPPLER FLOW METER	$2,020.70
Dec-25	CLEANED LS	$13,474.08
	TOTAL	$166,651.84

LIFT STATION #2

REPAIR DATE	DESCRIPTION	COST
Apr-18	REPLACED ATS	$5,081.63
Jun-18	REPLACED LP3	$12,164.02
Jun-18	CLEANED LIFT STATION	$2,246.24
Sep-18	REPLACED GENERATOR	$37,950.00
May-19	CLEANED LIFT STATION	$2,020.88
Mar-22	REPLACED HYDRO RANGER	$3,583.75
Mar-26	REPLACED PHASE MONITOR	$2,962.98
	TOTAL	$66,009.50

LIFT STATION #3

REPAIR DATE	DESCRIPTION	COST
	TOTAL	$0.00

WATER LINE REPAIRS

REPAIR DATE	ADDRESS	COST
Feb-25	19300 W LAKE HOUSTON - C	$108,381.46
Mar-25	19300 W LAKE HOUSTON - C	$9,659.10
Apr-25	32 KINGS RIVER COURT - C	$3,709.80
Apr-25	8610 TIMBER VIEW - C	$6,443.84
May-25	20502 RIVERSIDE PINES - C	$7,098.66
Mar-25	18918 TOWN CENTER	$4,851.66
Jul-25	19515 SANDY SHORE - I	$2,048.92
Nov-25	8611 PINE SHORES - I	$2,958.69
Oct-25	8203 SHOREGROVE - C	$8,289.61
Dec-25	7522 PINEHURT SHADOW - C	$5,724.61
Dec-25	19332 W LAKE HOUSTON - C	$6,618.17
Feb-26	FM 1960 HYDRANT - I	$5,292.28
Mar-26	FIRE HYDRANT SURVEY	$15,010.71
Mar-26	18906 ATASCA OAKS - C	$5,233.32
Mar-26	7706 PINEHURST SHADOW - I	$4,615.35
May-26	7405 FM 1960 EAST	$2,135.41
May-26	7503 KINGS RIVER - I	$3,515.09
May-26	6700 FM 1960 EAST - I	$7,144.00
	TOTAL	$208,730.68

SEWER LINE REPAIRS

REPAIR DATE	ADDRESS	COST
Apr-25	W. LAKE HOUSTON CLEAN AND TV LINES	$23,417.94
Jun-25	GOLF COURSE STORM LINE	$4,708.00
Dec-25	8743 PINES PLACE	$2,005.63
	TOTAL	$28,125.94

INFRAMARK

Billing Summary

Description	May-25	May-26
Number of Accounts Billed	1935	1947
Avg Water Use for Accounts Billed in gallons	18,104	15,028
Current Billing	$ 366,659	$ 293,990
Total Arrears	$ 55,496	$ 34,756
Ending Balance	$ 422,154	$ 328,746

12 Billing Month History by Category

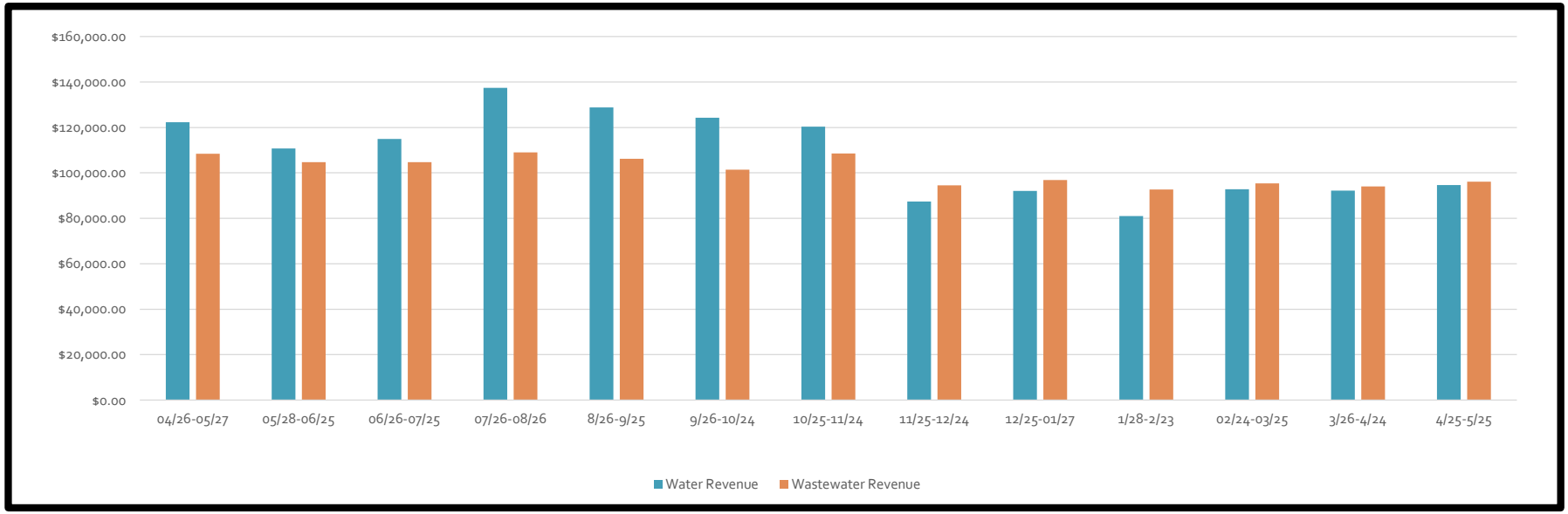

12 Month Accounts Receivable and Collections Report

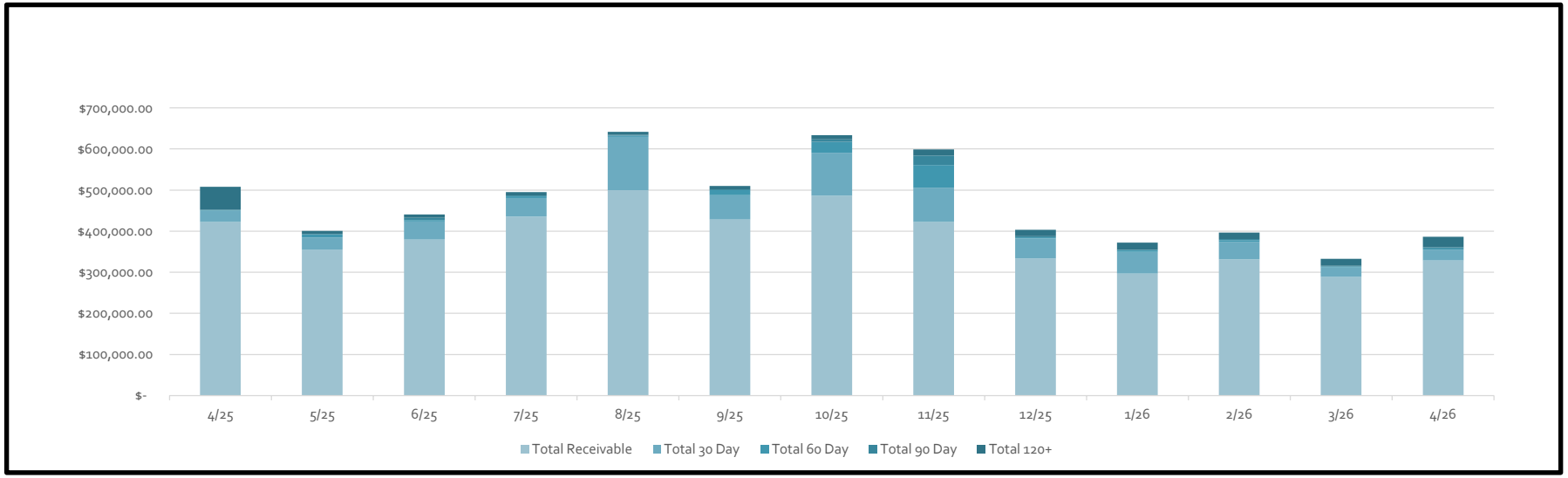

Date	Total Receivable	Total 30 Day	Total 60 Day	Total 90 Day	Total 120+
4/25	$ 422,154.40	$ 27,032.97	$ 1,836.32	$ 1,331.12	$ 55,330.58
5/25	$ 354,394.55	$ 29,975.74	$ 7,356.48	$ 1,482.02	$ 7,563.33
6/25	$ 379,245.44	$ 44,204.51	$ 3,237.80	$ 6,029.22	$ 8,197.25
7/25	$ 435,354.72	$ 45,465.42	$ 4,176.32	$ 1,447.62	$ 8,338.02
8/25	$ 499,659.86	$ 129,711.66	$ 2,814.01	$ 1,903.15	$ 7,303.92
9/25	$ 428,548.20	$ 59,153.82	$ 11,658.10	$ 2,147.94	$ 8,579.49
10/25	$ 485,757.24	$ 104,728.74	$ 26,695.95	$ 6,112.92	$ 10,411.35
11/25	$ 422,133.70	$ 83,933.56	$ 55,002.37	$ 22,711.38	$ 15,165.67
12/25	$ 333,559.34	$ 48,703.55	$ 2,529.68	$ 3,089.42	$ 15,661.51
1/26	$ 296,411.01	$ 53,044.79	$ 3,969.00	$ 1,754.85	$ 16,937.72
2/26	$ 331,119.25	$ 42,881.97	$ 4,378.53	$ 2,753.96	$ 15,408.29
3/26	$ 288,491.37	$ 23,221.91	$ 1,977.60	$ 2,097.76	$ 16,587.36
4/26	$ 328,745.53	$ 26,247.51	$ 2,661.99	$ 3,619.08	$ 24,907.30

Board Consideration to Write Off <$25.00	$0.00			
Board Consideration Collections >$25.00	$1,634.63	6/1/2026		
Delinquent Letters Mailed	144	5/11/2026	179	6/5/2026
Delinquent Tags Hung	44	5/28/2026		
Disconnects for Non Payment	6	6/5/2026		

INFRAMARK
WATER INFRASTRUCTURE OPERATIONS

Water Production and Quality

Water Quality Report -Disinfection Monitoring

Current Annual Avg 2.29

Date	CL2 Avg
Apr-25	1.85
May-25	1.85
Jun-25	1.90
Jul-25	1.85
Aug-25	1.59
Sep-25	1.42
Oct-25	2.07
Nov-25	2.85
Dec-25	3.18
Jan-26	3.21
Feb-26	3.03
Mar-26	2.50
Apr-26	2.45

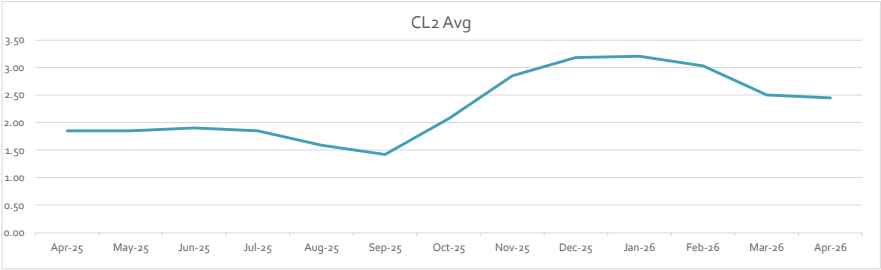

Water Accountability Report

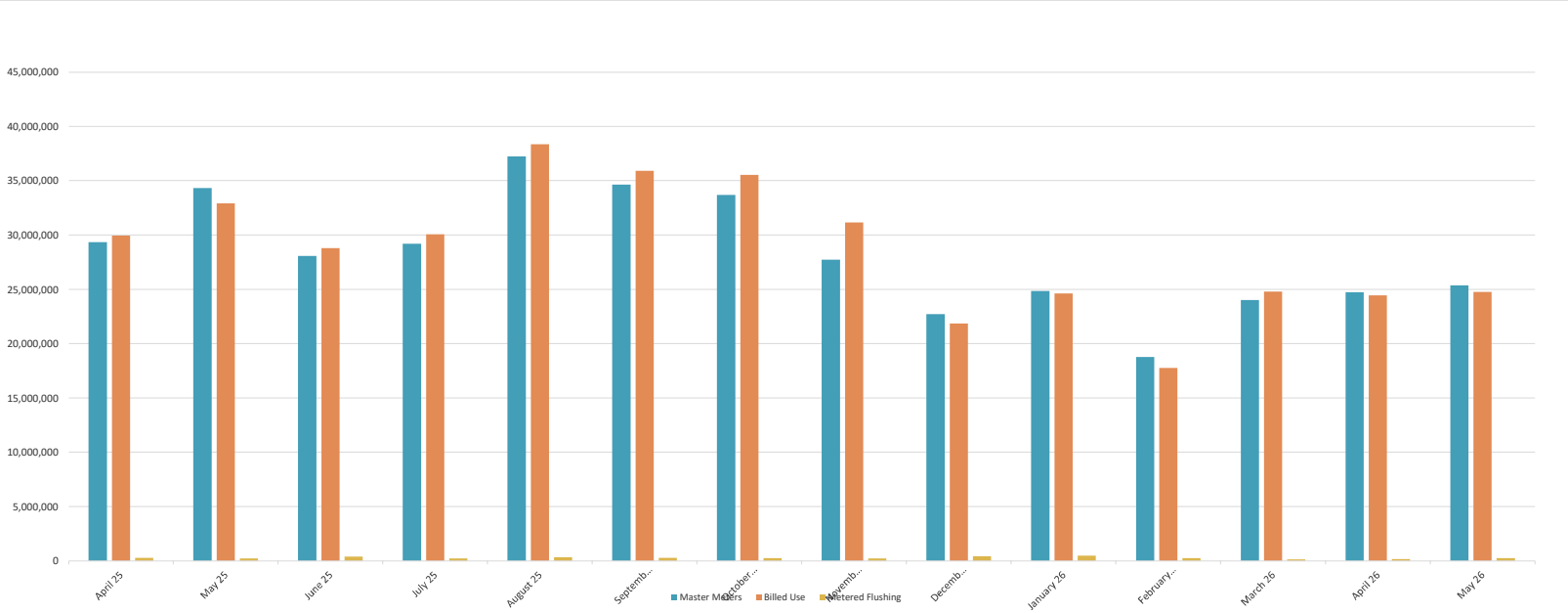

Water Accountability Report Historical

Month	Read Date	Number of Connections	Calendar Month Pumped	Master Meters	Billed Use	Master Meters - Billed Use,	Master Meters - Billed Use / Billed Use, %	Metered Flushing	Gal.s Loss (-)	Accounted For %	Non Metered Water	Supplied HC151 Interconnect
Apr-25	4/25/25	1950	30,171,000	29,341,000	29,944,000	-603,000	-2.06%	267,000	(903,000)	103%	33,000	
May-25	5/27/25	1949	33,905,000	34,317,000	32,913,000	1,404,000	4.09%	204,600	1,090,650	97%	108,750	
Jun-25	6/25/25	1949	30,058,000	28,074,000	28,803,000	-729,000	-0.03	394,750	(1,123,750)	104%		
Jul-25	7/25/25	1949	31,651,000	29,195,000	30,071,000	-876,000	-0.03	219,750	(1,095,750)	104%		
Aug-25	8/26/25	1945	38,148,000	37,245,000	38,356,000	-1,111,000	-2.98%	319,050	(1,475,050)	104%	45,000	
Sep-25	9/25/25	1948	35,595,000	34,633,000	35,900,000	-1,267,000	-3.66%	278,250	(1,590,250)	105%	45,000	
Oct-25	10/24/25	1948	34,643,000	33,682,000	35,532,000	-1,850,000	-5.49%	234,000	(2,084,000)	106%		
Nov-25	11/24/25	1948	27,373,000	27,714,000	31,145,000	-3,431,000	-12.38%	211,485	(3,642,485)	113%		
Dec-25	12/24/25	1948	23,770,000	22,706,000	21,847,000	859,000	3.78%	408,240	450,760	98%		
Jan-26	1/27/26	1948	23,195,000	24,833,000	24,601,000	232,000	0.93%	477,000	(245,000)	101%		
Feb-26	2/23/26	1947	20,912,000	18,769,000	17,758,000	1,011,000	5.39%	245,510	765,490	96%		
Mar-26	3/25/26	1947	26,665,000	24,021,000	24,790,000	-769,000	-3.20%	131,920	(900,920)	104%		
Apr-26	4/24/26	1947	24,847,000	24,739,000	24,444,000	295,000	1.19%	144,500	150,500	99%		
May-26	5/25/26	1947	25,976,000	25,375,000	24,751,000	624,000	2.46%	249,380	374,620	99%		

HC 132 Pymts for 02/1/25 - 02/29/25

Web - CC	CC ACH	CC Instapay	IVR - CC	Web - Eck	Instapay - Eck	Bank ACH	IVR - Eck	Uscan	Ureceivables
256	189	48	35	91	21	540	35	327	212

Total Payments 1754

HC 132 Pymts for 03/1/25 - 03/31/25

Web - CC	CC ACH	CC Instapay	IVR - CC	Web - Eck	Instapay - Eck	Bank ACH	IVR - Eck	Uscan	Ureceivables
259	197	78	47	102	24	540	38	306	200

Total Payments 1791

HC 132 Pymts for 04/1/25 - 04/31/25

Web - CC	CC ACH	CC Instapay	IVR - CC	Web - Eck	Instapay - Eck	Bank ACH	IVR - Eck	Uscan	Ureceivables
259	197	58	55	107	17	538	37	298	219

Total Payments 1785

HC 132 Pymts for 05/1/25 - 05/31/25

Web - CC	CC ACH	CC Instapay	IVR - CC	Web - Eck	Instapay - Eck	Bank ACH	IVR - Eck	Uscan	Ureceivables
291	203	62	57	113	28	542	39	315	217

Total Payments 1867

HC 132 Pymts for 06/1/25 - 06/30/25

Web - CC	CC ACH	CC Instapay	IVR - CC	Web - Eck	Instapay - Eck	Bank ACH	IVR - Eck	Uscan	Ureceivables
273	200	43	36	134	19	547	44	317	190

Total Payments 1803

HC 132 Pymts for 07/1/25 - 07/31/25

Web - CC	CC ACH	CC Instapay	IVR - CC	Web - Eck	Instapay - Eck	Bank ACH	IVR - Eck	Uscan	Ureceivables
277	203	76	59	135	21	544	39	325	212

Total Payments 1891

HC 132 Pymts for 08/1/25 - 08/31/25

Web - CC	CC ACH	CC Instapay	IVR - CC	Web - Eck	Instapay - Eck	Bank ACH	IVR - Eck	Uscan	Ureceivables
290	199	60	42	131	14	540	48	296	210

Total Payments 1830

HC 132 Pymts for 09/1/25 - 09/30/25

Web - CC	CC ACH	CC Instapay	IVR - CC	Web - Eck	Instapay - Eck	Bank ACH	IVR - Eck	Uscan	Ureceivables
46	196	12	9	13	4	538	12	39	7

Total Payments 876

HC 132 Pymts for 10/01/25-10/31/25

Web - Eck and CC	Central Bank ELB	CC Instapay	IVR - CC	Web - Eck	Instapay - Eck	Bank ACH	IVR - Eck	Uscan	Ureceivables
1200	184								

Total Payments 1384

HC 132 Pymts for 11/01/25-11/30/25

Lockbox Paper Cks	Central Bank ELB - Lockbox E check	Payment Window	Credit Card	VG Mail	Exceptions	Eck	IVR - Eck	Uscan	Taps
193	110	12	424	7	61	368			3

Total Payments 1178

HC 132 Pymts for 12/01/25-12/31/25

Lockbox Paper Cks	Central Bank ELB - Lockbox E check	Payment Window	Credit Card	VG Mail	Exceptions	Eck	IVR - Eck	Uscan	Taps
324	148	3	630	3	165	598			0

Total Payments 1871

HC 132 Pymts for 01/01/26-01/31/26

Lockbox Paper Cks	Central Bank ELB - Lockbox E check	Payment Window	Credit Card/Eck	VG Mail	Exceptions	Nightdrop	NSF	Uscan	Taps
238	108	8	1263	1	96	2	5	0	0

Total Payments 1721

HC 132 Pymts for 02/01/26-02/28/26

Lockbox Paper Cks	Central Bank ELB - Lockbox E check	Payment Window	Credit Card/Eck	VG Mail	Exceptions	Nightdrop	NSF	Uscan	Taps
220	123	7	1308	2	84	0	10	0	0

Total Payments 1754

HC 132 Pymts for 03/01/26-03/31/26

Lockbox Paper Cks	Central Bank ELB - Lockbox E check	Payment Window	Credit Card/Eck	VG Mail	Exceptions	Nightdrop	NSF	Uscan	Taps
220	125	10	1412	3	104	0	14	0	1

Total Payments 1889

HC 132 Pymts for 04/01/26-04/30/26

Lockbox Paper Cks	Central Bank ELB - Lockbox E check	Payment Window	Credit Card/Eck	VG Mail	Exceptions	Nightdrop	NSF	Uscan	Taps
215	128	13	1347		89		12		1

Total Payments 1805

HC 132 Pymts for 05/01/26-05/31/26

Lockbox Paper Cks	Central Bank ELB - Lockbox E check	Payment Window	Credit Card/Eck	VG Mail	Exceptions	Nightdrop	NSF	Uscan	Taps
0	287	6	1350		88		20		1

Total Payments 1752

Web - CC = Customer made a credit card payment online
CC ACH = Customers set up for recurring draft with their credit card
CC Instapay = Customer used the scan code on bill to make a payment with credit card
IVR - CC = Customer made a credit card payment by phone
Web - Eck = Customer made a payment by check online
Instapay Eck = Customer used the scan code on bill to make a payment with check
Bank ACH = Customers set up for recurring draft with their bank account
IVR - Eck = Customer made a payment by check by phone
Uscan = Customer mailed in payment to PO Box on remit stub
Ureceivables = Customer has set up payment through their bank and it is a wire transfer

HC132 - InfraSMART (Scheduled Maintenance Asset Reliability Tracker)

16 Jun 2026 07:56:48AM CST

Go Green! Think before you print.

Sched#	District	Asset ID	Asset Description	Asset Address	Activity Code	Activity Description	Interval	Last Created	Last Comp	Next Sched
7311	HC132	HC132-WP1	HC132-WP1 is Water Treatment Plant #1 (WP1) in Harris County MUD 132 (HC132)	8502 Rebawood Dr	PM1MGENLD	One Month Generator Load Test PM (Mechanical) must verify work type	1-M	5/26/2026	5/21/2026	7/1/2026
7312	HC132	HC132-WP2	HC132-WP2 is Water Treatment Plant #2 (WP2) in Harris County MUD 132 (HC132)	19441 W Lake Houston Pkwy	PM1MGENLD	One Month Generator Load Test PM (Mechanical) must verify work type	1-M	5/26/2026	5/21/2026	7/1/2026
17933	HC132	HC132-LINTTRAPTSTCUTS	LINT/HAIR TRAP - TST CUTS	7140 FM 1960 E	INLHROUTN	Lint/Hair Trap Routine Inspections	1-M	6/9/2026		7/1/2026
17898	HC132	HC132-GRSTRPGREATAMERICANCOOKIES/MARBLE	GREASE TRAP - GREAT AMERICAN COOKIES/ MARBLE SLAB CREAMERY	7543 FM 1960 E	INGREASCOM	Monthly Grease Trap Inspections - Commercial	1-M	5/28/2026		7/1/2026
7057	HC132	HC132-LS1	HarrisHC132-LS1 is Lift Station #1 (LS1) in Harris County MUD 132 (HC132)	8411 Fm 1960 Rd E	PMLSCLEAN	Lift Station Cleanup	2-M	4/27/2026	4/14/2026	7/1/2026
17907	HC132	HC132-GRSTRPLAQUINTAINN	Grease Trap - LAQUINTA INN	6909 Atascocita Rd	INGREASCOM	Monthly Grease Trap Inspections - Commercial	1-M	5/28/2026		7/1/2026
17908	HC132	HC132-GRSTRPATASCOCITACENTER1	GRSTRP - ATASCOCITA CENTER	6725 Atascocita Rd	INGREASCOM	Monthly Grease Trap Inspections - Commercial	1-M	5/28/2026		7/1/2026
17899	HC132	HC132-GRSTRPKIDSSTRONG	GREASE TRAP- KIDS STRONG	19300 W Lake Houston Pkwy	INGREASCOM	Monthly Grease Trap Inspections - Commercial	1-M	5/28/2026		7/1/2026
17921	HC132	HC132-GRSTRPINSPIRATIONCOFFEEHOUSE	GREASE TRAP- INSPIRATION COFFEE HOUSE	8022 FM 1960 Rd E	INGREASCOM	Monthly Grease Trap Inspections - Commercial	1-M	5/28/2026		7/1/2026
17924	HC132	HC132-GRSTRPCBDHOUSTONSUPPLY	GRASETRAP - CBD HOUSTON SUPPLY	8061 FM 1960 Rd E	INGREASCOM	Monthly Grease Trap Inspections - Commercial	1-M	5/28/2026		7/1/2026
17925	HC132	HC132-GRSTRPPROMASTERS	GRASETRAP - PRO MASTERS	8019 FM 1960 E	INGREASCOM	Monthly Grease Trap Inspections - Commercial	1-M	5/28/2026		7/1/2026
17830	HC132	HC132-GRSTRPSMOOTHIEKING	GREASE TRAP-SMOOTHIE KING	7203 Atascocita Rd	INGREASCOM	Monthly Grease Trap Inspections - Commercial	1-M	5/28/2026	5/27/2026	7/1/2026
17831	HC132	HC132-GRSTRPFURLESQUE	GREASE TRAP- FURLESQUE	7203 Atascocita Rd	INGREASCOM	Monthly Grease Trap Inspections - Commercial	1-M	5/28/2026	5/27/2026	7/1/2026
17889	HC132	HC132-GRSTRPLATEXXICANAMEXICANGRILLLLC	GREASE TRAP - LA TEXXICANA MEXICAN GRILL LLC	8061 FM 1960 Rd E	INGREASCOM	Monthly Grease Trap Inspections - Commercial	1-M	5/28/2026		7/1/2026
17890	HC132	HC132-INLHROUTNE&LHAIR	INLHROUTN - HAIR TRAP - E&L HAIR	8019 FM 1960 E	INLHROUTN	Lint/Hair Trap Routine Inspections	1-M	5/28/2026		7/1/2026
17785	HC132	HC132-GRSTRPFENGCHATEAHOUSE	GREASE TRAP FENG CHA TEA HOUSE	7036 FM 1960 Rd E	INGREASCOM	Monthly Grease Trap Inspections - Commercial	1-M	5/28/2026	5/27/2026	7/1/2026
17888	HC132	HC132-LINTTRP99CENTCLEANERS	LINT/HAIR TRAP- 99 CENT CLEANERS	8110 Fm 1960 E	INLHROUTN	Lint/Hair Trap Routine Inspections	1-M	5/28/2026		7/1/2026
4673	HC132	HC132-LS1	HarrisHC132-LS1 is Lift Station #1 (LS1) in Harris County MUD 132 (HC132)	8411 Fm 1960 Rd E	MTXCCCOM	Cellular Communications Monthly Service Fee	1-M	6/1/2026	6/2/2026	7/6/2026
4676	HC132	HC132-WP1	HC132-WP1 is Water Treatment Plant #1 (WP1) in Harris County MUD 132 (HC132)	8502 Rebawood Dr	MTXCCCOM	Cellular Communications Monthly Service Fee	1-M	6/1/2026	6/2/2026	7/6/2026
1394	HC132	HC132-LS1	HarrisHC132-LS1 is Lift Station #1 (LS1) in Harris County MUD 132 (HC132)	8411 Fm 1960 Rd E	PM3MADLR	Three Month Communication & Alarm System PM (Electrical)	3-M	4/24/2026	5/15/2026	8/1/2026
6285	HC132	HC132-LS1	HarrisHC132-LS1 is Lift Station #1 (LS1) in Harris County MUD 132 (HC132)	8411 Fm 1960 Rd E	PM6MMCKLV	Six Month Check Valve PM (Mechanical) must verify work type	2-M	5/27/2026	4/27/2026	8/1/2026
15822	HC132	HC132-LS1	HarrisHC132-LS1 is Lift Station #1 (LS1) in Harris County MUD 132 (HC132)	8411 Fm 1960 Rd E	PM6MARV	Six Month Air Release Valve PM	6-M	1/29/2026	2/16/2026	8/1/2026
1395	HC132	HC132-LS2	HC132-LS2 is Lift Station #2 (LS2) in Harris County MUD 132 (HC132)	7603 Kings River Dr LS2	PM3MADLR	Three Month Communication & Alarm System PM (Electrical)	3-M	4/24/2026	5/14/2026	8/1/2026
6286	HC132	HC132-LS2	HC132-LS2 is Lift Station #2 (LS2) in Harris County MUD 132 (HC132)	7603 Kings River Dr LS2	PM6MMCKLV	Six Month Check Valve PM (Mechanical) must verify work type	6-M	1/29/2026	2/20/2026	8/1/2026
15823	HC132	HC132-LS2	HC132-LS2 is Lift Station #2 (LS2) in Harris County MUD 132 (HC132)	7603 Kings River Dr LS2	PM6MARV	Six Month Air Release Valve PM	6-M	1/29/2026	2/20/2026	8/1/2026
1396	HC132	HC132-LS3	HC132-LS3 is Lift Station #3 (LS3) in Harris County MUD 132 (HC132)	21310 Atascocita Point Dr	PM3MADLR	Three Month Communication & Alarm System PM (Electrical)	3-M	4/24/2026	5/15/2026	8/1/2026

HC132 - InfraSMART (Scheduled Maintenance Asset Reliability Tracker)

16 Jun 2026 07:56:48AM CST

Go Green! Think before you print.

Sched#	District	Asset ID	Asset Description	Asset Address	Activity Code	Activity Description	Interval	Last Created	Last Comp	Next Sched
1397	HC132	HC132-WP1	HC132-WP1 is Water Treatment Plant #1 (WP1) in Harris County MUD 132 (HC132)	8502 Rebawood Dr	PM3MADLR	Three Month Communication & Alarm System PM (Electrical)	3-M	4/27/2026	6/5/2026	8/1/2026
17367	HC132	HC132-WP1-GEN1	HC132-WP1-GEN1 is (Natural Gas) Generator #1 (GEN1) for Water Treatment Plant #1 (WP1) in Harris County MUD 132 (HC132)	8502 Rebawood Dr	PM3MGEN	Three Month Generator PM (Mechanical) must verify work type	3-M	4/29/2026	5/19/2026	8/1/2026
1398	HC132	HC132-WP2	HC132-WP2 is Water Treatment Plant #2 (WP2) in Harris County MUD 132 (HC132)	19441 W Lake Houston Pkwy	PM3MADLR	Three Month Communication & Alarm System PM (Electrical)	3-M	4/27/2026	6/5/2026	8/1/2026
17369	HC132	HC132-WP2-GEN1	HC132-WP2-GEN1 is (Natural Gas) Generator #1 (GEN1) for Water Treatment Plant #2 (WP2) in Harris County MUD 132 (HC132)	19441 W Lake Houston Pkwy	PM3MGEN	Three Month Generator PM (Mechanical) must verify work type	3-M	4/29/2026	5/27/2026	8/1/2026
2440	HC132	HC132-LS1	HarrisHC132-LS1 is Lift Station #1 (LS1) in Harris County MUD 132 (HC132)	8411 Fm 1960 Rd E	PM3MGEN	Three Month Generator PM (Mechanical) must verify work type	3-M	5/26/2026	6/3/2026	9/1/2026
5353	HC132	HC132-LS2	HC132-LS2 is Lift Station #2 (LS2) in Harris County MUD 132 (HC132)	7603 Kings River Dr LS2	PM3MGEN	Three Month Generator PM (Mechanical) must verify work type	3-M	5/26/2026	6/3/2026	9/1/2026
2442	HC132	HC132-LS3	HC132-LS3 is Lift Station #3 (LS3) in Harris County MUD 132 (HC132)	21310 Atascocita Point Dr	PM3MGEN	Three Month Generator PM (Mechanical) must verify work type	3-M	5/26/2026	########	9/1/2026
1546	HC132	HC132-WP1	HC132-WP1 is Water Treatment Plant #1 (WP1) in Harris County MUD 132 (HC132)	8502 Rebawood Dr	PM3MMCHL	Three Month Mechanical Lubrication PM (Mechanical)	3-M	5/26/2026	6/12/2026	9/1/2026
4938	HC132	HC132-WP1	HC132-WP1 is Water Treatment Plant #1 (WP1) in Harris County MUD 132 (HC132)	8502 Rebawood Dr	PM6MMECHL	Six Month Mechanical Lubrication PM (Mechanical)	12-M	8/26/2025	9/23/2025	9/1/2026
1547	HC132	HC132-WP2	HC132-WP2 is Water Treatment Plant #2 (WP2) in Harris County MUD 132 (HC132)	19441 W Lake Houston Pkwy	PM3MMCHL	Three Month Mechanical Lubrication PM (Mechanical)	3-M	5/26/2026	6/12/2026	9/1/2026
4939	HC132	HC132-WP2	HC132-WP2 is Water Treatment Plant #2 (WP2) in Harris County MUD 132 (HC132)	19441 W Lake Houston Pkwy	PM6MMECHL	Six Month Mechanical Lubrication PM (Mechanical)	12-M	8/26/2025	9/16/2025	9/1/2026
7058	HC132	HC132-LS2	HC132-LS2 is Lift Station #2 (LS2) in Harris County MUD 132 (HC132)	7603 Kings River Dr LS2	PMLSCLEAN	Lift Station Cleanup	6-M	3/26/2026	4/20/2026	10/1/2026
7059	HC132	HC132-LS3	HC132-LS3 is Lift Station #3 (LS3) in Harris County MUD 132 (HC132)	21310 Atascocita Point Dr	PMLSCLEAN	Lift Station Cleanup	6-M	3/26/2026	4/20/2026	10/1/2026
9146	HC132	HC132-WP1	HC132-WP1 is Water Treatment Plant #1 (WP1) in Harris County MUD 132 (HC132)	8502 Rebawood Dr	WPWTR	Winterize a Water Plant	12-M	10/10/2025	########	10/31/2026
9148	HC132	HC132-WP2	HC132-WP2 is Water Treatment Plant #2 (WP2) in Harris County MUD 132 (HC132)	19441 W Lake Houston Pkwy	WPWTR	Winterize a Water Plant	12-M	10/10/2025	12/8/2025	10/31/2026
3151	HC132	HC132-LS1	HarrisHC132-LS1 is Lift Station #1 (LS1) in Harris County MUD 132 (HC132)	8411 Fm 1960 Rd E	PM1YIFRSRY	Annual Infrared Survey PM (Electrical) must verify work type	12-M	10/29/2025	3/10/2026	11/1/2026
7478	HC132	HC132-LS1	HarrisHC132-LS1 is Lift Station #1 (LS1) in Harris County MUD 132 (HC132)	8411 Fm 1960 Rd E	PMLSCLEAN	Lift Station Cleanup	6-M	4/27/2026	########	11/1/2026
3152	HC132	HC132-LS2	HC132-LS2 is Lift Station #2 (LS2) in Harris County MUD 132 (HC132)	7603 Kings River Dr LS2	PM1YIFRSRY	Annual Infrared Survey PM (Electrical) must verify work type	12-M	10/29/2025	3/9/2026	11/1/2026
3153	HC132	HC132-LS3	HC132-LS3 is Lift Station #3 (LS3) in Harris County MUD 132 (HC132)	21310 Atascocita Point Dr	PM1YIFRSRY	Annual Infrared Survey PM (Electrical) must verify work type	12-M	10/29/2025	3/3/2026	11/1/2026
3154	HC132	HC132-WP1	HC132-WP1 is Water Treatment Plant #1 (WP1) in Harris County MUD 132 (HC132)	8502 Rebawood Dr	PM1YIFRSRY	Annual Infrared Survey PM (Electrical) must verify work type	12-M	10/29/2025	2/2/2026	11/1/2026
17366	HC132	HC132-WP1-GEN1	HC132-WP1-GEN1 is (Natural Gas) Generator #1 (GEN1) for Water Treatment Plant #1 (WP1) in Harris County MUD 132 (HC132)	8502 Rebawood Dr	PM1YGEN	Annual Generator PM (Mechanical) must verify work type	12-M	11/21/2025	1/15/2026	11/1/2026

HC132 - InfraSMART (Scheduled Maintenance Asset Reliability Tracker)

16 Jun 2026 07:56:48AM CST

Go Green! Think before you print.

Sched#	District	Asset ID	Asset Description	Asset Address	Activity Code	Activity Description	Interval	Last Created	Last Comp	Next Sched
3155	HC132	HC132-WP2	HC132-WP2 is Water Treatment Plant #2 (WP2) in Harris County MUD 132 (HC132)	19441 W Lake Houston Pkwy	PM1YIFRSRY	Annual Infrared Survey PM (Electrical) must verify work type	12-M	10/29/2025	1/27/2026	11/1/2026
17368	HC132	HC132-WP2-GEN1	HC132-WP2-GEN1 is (Natural Gas) Generator #1 (GEN1) for Water Treatment Plant #2 (WP2) in Harris County MUD 132 (HC132)	19441 W Lake Houston Pkwy	PM1YGEN	Annual Generator PM (Mechanical) must verify work type	12-M	11/21/2025	1/16/2026	11/1/2026
7958	HC132	HC132-WP1-GST1	HC132-WP1-GST1 is Ground Storage Tank #1 (GST1) for Water Treatment Plant #1 (WP1) Harris County MUD 132 (HC132)	8502 Rebawood Dr	ENV1YWSINP	1Y Water Storage Unit Inspection	12-M	1/16/2026	2/23/2026	1/26/2027
7959	HC132	HC132-WP1-GST2	HC132-WP1-GST2 is Ground Storage Tank #2 (GST2) for Water Treatment Plant #1 (WP1) Harris County MUD 132 (HC132)	8502 Rebawood Dr	ENV1YWSINP	1Y Water Storage Unit Inspection	12-M	1/16/2026	2/23/2026	1/26/2027
7960	HC132	HC132-WP1-HPT1	HC132-WP1-HPT1 is Hydropneumatic Pressure Tank #1 (HPT1) for Water Treatment Plant #1 (WP1) in Harris County MUD 132 (HC132)	8502 Rebawood Dr	ENV1YWSINP	1Y Water Storage Unit Inspection	12-M	1/16/2026	2/20/2026	1/26/2027
7961	HC132	HC132-WP1-HPT2	HC132-WP1-HPT2 is Hydropneumatic Pressure Tank #2 (HPT2) for Water Treatment Plant #1 (WP1) in Harris County MUD 132 (HC132)	8502 Rebawood Dr	ENV1YWSINP	1Y Water Storage Unit Inspection	12-M	1/16/2026	2/20/2026	1/26/2027
7962	HC132	HC132-WP1-HPT3	HC132-WP1-HPT3 is Hydropneumatic Pressure Tank #3 (HPT3) for Water Treatment Plant #1 (WP1) in Harris County MUD 132 (HC132)	8502 Rebawood Dr	ENV1YWSINP	1Y Water Storage Unit Inspection	12-M	1/16/2026	2/20/2026	1/26/2027
7954	HC132	HC132-WP2-GST1	HC132-WP2-GST1 is Ground Storage Tank #1 (GST1) for Water Treatment Plant #2 (WP2) Harris County MUD 132 (HC132)	19441 W Lake Houston Pkwy	ENV1YWSINP	1Y Water Storage Unit Inspection	12-M	1/16/2026	2/20/2026	1/26/2027
7956	HC132	HC132-WP2-GST2	HC132-WP2-GST2 is Ground Storage Tank #2 (GST2) for Water Treatment Plant #2 (WP2) Harris County MUD 132 (HC132)	19441 W Lake Houston Pkwy	ENV1YWSINP	1Y Water Storage Unit Inspection	12-M	1/16/2026	2/23/2026	1/26/2027
7963	HC132	HC132-WP2-HPT1	HC132-WP2-HPT1 is Hydropneumatic Pressure Tank #1 (HPT1) for Water Treatment Plant #2 (WP2) in Harris County MUD 132 (HC132)	19441 W Lake Houston Pkwy	ENV1YWSINP	1Y Water Storage Unit Inspection	12-M	1/16/2026	2/20/2026	1/26/2027
7957	HC132	HC132-WP2-HPT2	HC132-WP2-HPT2 is Hydropneumatic Pressure Tank #2 (HPT2) for Water Treatment Plant #2 (WP2) in Harris County MUD 132 (HC132)	19441 W Lake Houston Pkwy	ENV1YWSINP	1Y Water Storage Unit Inspection	12-M	1/16/2026	2/20/2026	1/26/2027
11943	HC132	HC132	HC132 is Harris County Municipal Utility District # 132	HC132 District Area	MWINSPCOMM	Commercial Water Meter Inspection	12-M	2/6/2026	########	2/1/2027
5069	HC132	HC132-LS1-ATS1	HC132-LS1-ATS1 is Automatic Transfer Switch #1 (ATS1) for Lift Station #1 (LS1) in Harris County MUD 132 (HC132)	8411 Fm 1960 Rd E	PM1YTRSW	Annual Transfer Switch PM (Electrical) must verify work type	12-M	2/2/2026	3/16/2026	2/1/2027
5070	HC132	HC132-LS2-ATS1	HC132-LS2-ATS1 is Automatic Transfer Switch #1 (ATS1) for Lift Station #2 (LS2) in Harris County MUD 132 (HC132)	7603 Kings River Dr LS2	PM1YTRSW	Annual Transfer Switch PM (Electrical) must verify work type	12-M	2/2/2026	2/25/2026	2/1/2027
5071	HC132	HC132-LS3-ATS1	HC132-LS3-ATS1 is Automatic Transfer Switch #1 (ATS1) for Lift Station #3 (LS3) in Harris County MUD 132 (HC132)	21310 Atascocita Point Dr	PM1YTRSW	Annual Transfer Switch PM (Electrical) must verify work type	12-M	2/2/2026	2/25/2026	2/1/2027
5072	HC132	HC132-WP1-ATS1	HC132-WP1-ATS1 is Automatic Transfer Switch #1 (ATS1) for Water Treatment Plant #1 (WP1) in Harris County MUD 132 (HC132)	8502 Rebawood Dr	PM1YTRSW	Annual Transfer Switch PM (Electrical) must verify work type	12-M	2/2/2026	2/17/2026	2/1/2027
5073	HC132	HC132-WP2-ATS1	HC132-WP2-ATS1 is Automatic Transfer Switch #1 (ATS1) for Water Treatment Plant #2 (WP2) in Harris County MUD 132 (HC132)	19441 W Lake Houston Pkwy	PM1YTRSW	Annual Transfer Switch PM (Electrical) must verify work type	12-M	2/2/2026	2/17/2026	2/1/2027
2713	HC132	HC132-LS1	HarrisHC132-LS1 is Lift Station #1 (LS1) in Harris County MUD 132 (HC132)	8411 Fm 1960 Rd E	PM1YSUBPM	Annual Submersible Pump PM (Mechanical) must verify work type	12-M	2/24/2026	3/12/2026	3/1/2027

HC132 - InfraSMART (Scheduled Maintenance Asset Reliability Tracker)

16 Jun 2026 07:56:48AM CST

Go Green! Think before you print.

Sched#	District	Asset ID	Asset Description	Asset Address	Activity Code	Activity Description	Interval	Last Created	Last Comp	Next Sched
3635	HC132	HC132-LS1	HarrisHC132-LS1 is Lift Station #1 (LS1) in Harris County MUD 132 (HC132)	8411 Fm 1960 Rd E	PM1YGEN	Annual Generator PM (Mechanical) must verify work type	12-M	2/27/2026	3/23/2026	3/1/2027
3645	HC132	HC132-LS1-GEN1	HC132-LS1-GEN1 is (Natural Gas) Generator #1 (GEN1) for Lift Station #1 (LS1) in Harris County MUD 132 (HC132)	8411 Fm 1960 Rd E	PM1YGNLDEL	Annual Generator Electrical Load Test for a Generator	12-M	2/27/2026	4/27/2026	3/1/2027
3636	HC132	HC132-LS2	HC132-LS2 is Lift Station #2 (LS2) in Harris County MUD 132 (HC132)	7603 Kings River Dr LS2	PM1YGEN	Annual Generator PM (Mechanical) must verify work type	12-M	2/27/2026	3/13/2026	3/1/2027
3115	HC132	HC132-LS2	HC132-LS2 is Lift Station #2 (LS2) in Harris County MUD 132 (HC132)	7603 Kings River Dr LS2	PM1YSUBPM	Annual Submersible Pump PM (Mechanical) must verify work type	12-M	2/24/2026	3/10/2026	3/1/2027
3646	HC132	HC132-LS2-GEN1	HC132-LS2-GEN1 is (Natural Gas) Generator #1 (GEN1) for Lift Station #2 (LS2) in Harris County MUD 132 (HC132)	7603 Kings River Dr LS2	PM1YGNLDEL	Annual Generator Electrical Load Test for a Generator	12-M	2/27/2026	3/13/2026	3/1/2027
3118	HC132	HC132-LS3	HC132-LS3 is Lift Station #3 (LS3) in Harris County MUD 132 (HC132)	21310 Atascocita Point Dr	PM1YSUBPM	Annual Submersible Pump PM (Mechanical) must verify work type	12-M	2/24/2026	3/10/2026	3/1/2027
3637	HC132	HC132-LS3	HC132-LS3 is Lift Station #3 (LS3) in Harris County MUD 132 (HC132)	21310 Atascocita Point Dr	PM1YGEN	Annual Generator PM (Mechanical) must verify work type	12-M	2/27/2026	3/13/2026	3/1/2027
3647	HC132	HC132-LS3-GEN1	HC132-LS3-GEN1 is (Natural Gas) Generator #1 (GEN1) for Lift Station #2 (LS2) in Harris County MUD 132 (HC132)	21310 Atascocita Point Dr	PM1YGNLDEL	Annual Generator Electrical Load Test for a Generator	12-M	2/27/2026	4/17/2026	3/1/2027
3638	HC132	HC132-WP1	HC132-WP1 is Water Treatment Plant #1 (WP1) in Harris County MUD 132 (HC132)	8502 Rebawood Dr	PM1YMCHL	Annual Mechanical Lubrication PM (Mechanical)	12-M	2/25/2026	3/25/2026	3/1/2027
3649	HC132	HC132-WP1-GEN1	HC132-WP1-GEN1 is (Natural Gas) Generator #1 (GEN1) for Water Treatment Plant #1 (WP1) in Harris County MUD 132 (HC132)	8502 Rebawood Dr	PM1YGNLDEL	Annual Generator Electrical Load Test for a Generator	12-M	2/27/2026	3/26/2026	3/1/2027
3639	HC132	HC132-WP2	HC132-WP2 is Water Treatment Plant #2 (WP2) in Harris County MUD 132 (HC132)	19441 W Lake Houston Pkwy	PM1YMCHL	Annual Mechanical Lubrication PM (Mechanical)	12-M	2/25/2026	3/24/2026	3/1/2027
3651	HC132	HC132-WP2-GEN1	HC132-WP2-GEN1 is (Natural Gas) Generator #1 (GEN1) for Water Treatment Plant #2 (WP2) in Harris County MUD 132 (HC132)	19441 W Lake Houston Pkwy	PM1YGNLDEL	Annual Generator Electrical Load Test for a Generator	12-M	2/27/2026	3/25/2026	3/1/2027
3101	HC132	HC132-LS1	HarrisHC132-LS1 is Lift Station #1 (LS1) in Harris County MUD 132 (HC132)	8411 Fm 1960 Rd E	PM1YESCN	Annual Electrical System & MCC PM (Electrical)	12-M	3/27/2026	4/9/2025	4/1/2027
3102	HC132	HC132-LS2	HC132-LS2 is Lift Station #2 (LS2) in Harris County MUD 132 (HC132)	7603 Kings River Dr LS2	PM1YESCN	Annual Electrical System & MCC PM (Electrical)	12-M	3/27/2026	5/12/2026	4/1/2027
3103	HC132	HC132-LS3	HC132-LS3 is Lift Station #3 (LS3) in Harris County MUD 132 (HC132)	21310 Atascocita Point Dr	PM1YESCN	Annual Electrical System & MCC PM (Electrical)	12-M	3/27/2026	5/12/2026	4/1/2027
3104	HC132	HC132-WP1	HC132-WP1 is Water Treatment Plant #1 (WP1) in Harris County MUD 132 (HC132)	8502 Rebawood Dr	PM1YESCN	Annual Electrical System & MCC PM (Electrical)	12-M	3/27/2026	5/12/2026	4/1/2027
3291	HC132	HC132-WP1	HC132-WP1 is Water Treatment Plant #1 (WP1) in Harris County MUD 132 (HC132)	8502 Rebawood Dr	PM1YBLESYS	Annual Bleach System PM (Chlorination) must verify work type	12-M	3/26/2026	4/22/2026	4/1/2027
3293	HC132	HC132-WP2	HC132-WP2 is Water Treatment Plant #2 (WP2) in Harris County MUD 132 (HC132)	19441 W Lake Houston Pkwy	PM1YPO4SYS	Annual PO4 System PM (Chlorination) must verify work type	12-M	3/26/2026	4/13/2026	4/1/2027
3105	HC132	HC132-WP2	HC132-WP2 is Water Treatment Plant #2 (WP2) in Harris County MUD 132 (HC132)	19441 W Lake Houston Pkwy	PM1YESCN	Annual Electrical System & MCC PM (Electrical)	12-M	3/27/2026	5/12/2026	4/1/2027
3292	HC132	HC132-WP2	HC132-WP2 is Water Treatment Plant #2 (WP2) in Harris County MUD 132 (HC132)	19441 W Lake Houston Pkwy	PM1YBLESYS	Annual Bleach System PM (Chlorination) must verify work type	12-M	3/26/2026	4/23/2026	4/1/2027

Harris County Municipal Utility District No. 132		
DISPOSITION	NUMBER OF CALLS	PERCENTAGE
Account Updates	56	45.53%
Adjustment Requests	1	0.81%
Billing Inquiries/Disputes	23	18.70%
Board Related Questions	0	0.00%
Call Back no Answer	0	0.00%
Cancel Service	6	4.88%
Delinquency	1	0.81%
HOA/HOA Inquiry	0	0.00%
Other Dept	0	0.00%
Payment	11	8.94%
Payment Plan	0	0.00%
Portal Assistance	4	3.25%
Service Problem	1	0.81%
Smart Meter Inquiries	0	0.00%
Start Service	13	10.57%
Supervisor Escalation	0	0.00%
Taps	0	0.00%
Taxes/Tax Inquiry	0	0.00%
Trash Inquiry	4	3.25%

Sample ID	PWSID	PWS Name	Sample Site	County	Collection Date	Collection Time	Collector	Analysis Time	System Type	Sample Type	Source	Chlorine mg/L	Total Coliform	*E. coli*
5261208	TX1010616	HC MUD 132	7722 Twelth Fairway	Harris	05/07/26	12:52	RD	05/07/26	18:30	Routine	Free	1.70	not found	not found
5261209	TX1010616	HC MUD 132	20327 Sunny Shore	Harris	05/07/26	12:58	RD	05/07/26	18:30	Routine	Free	1.43	not found	not found
5261210	TX1010616	HC MUD 132	20335 Atascocita Shores	Harris	05/07/26	13:05	RD	05/07/26	18:30	Routine	Free	1.45	not found	not found
5261211	TX1010616	HC MUD 132	8338 Bunker Bend	Harris	05/07/26	13:11	RD	05/07/26	18:30	Routine	Free	1.58	not found	not found
5261212	TX1010616	HC MUD 132	8702 Summit Pines	Harris	05/07/26	13:20	RD	05/07/26	18:30	Routine	Free	1.60	not found	not found
5263124	TX1010616	HC MUD 132	7722 Twelth Fairway	Harris	05/20/26	11:55	RD	05/20/26	18:00	Routine	Free	1.33	not found	not found
5263125	TX1010616	HC MUD 132	Woods on Fairway 16	Harris	05/20/26	12:01	RD	05/20/26	18:00	Routine	Free	1.90	not found	not found
5263126	TX1010616	HC MUD 132	G1010616B	Harris	05/20/26	12:09	RD	05/20/26	18:00	Raw Well	Free	0.00	not found	not found
5263127	TX1010616	HC MUD 132	19603 Gamble Oak	Harris	05/20/26	12:16	RD	05/20/26	18:00	Routine	Free	2.19	not found	not found
5263128	TX1010616	HC MUD 132	19619 Autumn Creek	Harris	05/20/26	12:22	RD	05/20/26	18:00	Routine	Free	1.89	not found	not found

ENGINEER'S REPORT

Date: June 24, 2026

To: Harris County MUD No. 132 Board of Directors

From: Nicholas N. Bailey, P.E.
BGE, Inc.

---

7. Approve Engineer's Report:

   a. Annual Tank Evaluations: **Update**

Tank	**Next Evaluation**	**Age/Last Recoat**	**Comments**
WP1 bolted GST	Aug-26	1996/2018	2025: Exterior only. Fair overall condition. Likely will need to be replaced within five years.
WP1 welded GST	Aug-26	2010/2025	2025: Interior and Exterior recoated.
WP1 HPT1	Aug-26	1997/2018	2025: Exterior only. Good overall condition.
WP1 HPT2	Aug-26	1998/2022	2025: Exterior only. Good overall condition.
WP1 HPT3	Aug-26	2010/2018	2025: Exterior only. Good overall condition.
WP2 bolted GST	Sept-26	1994/Unknown	2025: Exterior only. Fair to poor overall condition. Recommended to be replaced within three years.
WP2 welded GST	Sept-26	2011/2022	2025: Exterior only. Good overall condition.
WP2 HPT1	Sept-26	2014/2025	2025: Interior and Exterior recoated.
WP2 HPT2	Sept-26	2019	2025: Exterior only. Good overall condition.

We will begin the 2026 annual tank inspections this summer. The galvanized, bolted ground storage tank at Water Plant No. 2 is recommended to be replaced within the next three years.

b. Capital Improvement Projects:

i. Waterline Replacement, Phase 5: **Update**

The Phase 5 construction plans are fully approved. We will be ready to begin the process of advertising the project for bids once authorized by the board.

The total length of water line replacement in Phase 5 will be approximately 14,500 LF, and it includes replacement of water lines in Pinehurst of Atascocita Section 4 and Atascocita Shores Section 6.

ii. 30" Sanitary Sewer Line along W. Lake Houston Parkway: **ACTION ITEM**

The Notice to Proceed was issued to the contractor, Insituform Technologies, on Monday (June 22). The total contract amount is $2,442,042.50. Per the terms of the agreement between the MUDs, HCMUD151's share is 60.7% and HCMUD132's share is 39.3%.

We are presenting for approval a proposal from Ninyo & Moore (copy attached) for geotechnical services for construction materials testing.

iii. Lift Station No. 1 Improvements and Rehab: **Update**

We will coordinate with Mike as requested in evaluating the data being captured at the facility.

iv. Golf Villas and Pinehurst Trail Drive Drainage: **Update**

We opened bids on the project last Thursday (June 18). Attached is the bid tab showing the bid results, which are still being evaluated.

The construction plans for the project have now been resubmitted to Harris County, with estimated approval in early-mid July.

c. Additional Drainage Areas: **Update**

1. Ponds around Golf Course and Pinehurst Drive – We are evaluating options for addressing drainage of the detention ponds along Pinehurst Drive, which were impacted by the contractor of the Meritage Homes development in HCMUD151 damaging a storm sewer pipe that runs through their new detention pond.

d. AWAI 2018 Requirements: **ACTION ITEM**

On October 23, 2018, America's Water Infrastructure Act (AWIA) was signed into law. AWIA Section 2013 requires community drinking water systems serving more than 3,300 people to develop (and then update every 5 years) a risk and resilience assessments (RRA) and emergency response plan (ERP). We prepared the RRA and ERP documents in 2021 and have been working on the 2026 updates. We have now updated the RRA document as required by the AWIA and are requesting board authorization to certify completion of the RRA and to submit the certification to the EPA. The deadline to update and certify completion of the RRA is June 30, and the deadline for the ERP is December 31.

e. Atascocita Joint Operations Board: **Update**

The board met last week and awarded the contract for the large sanitary sewer rehabilitation project to Insituform Technologies.

f. Development Plan Reviews: No Update

g. Review and Authorize Capacity Commitments: No Update

ACTION ITEMS:

1. **Approve proposal from Ninyo & Moore for construction materials testing services for W. Lake Houston Parkway 30" Sanitary Sewer Rehabilitation project.**
2. **Authorize Engineer to certify completion of the RRA and to submit the certification to the EPA.**

Ninyo & Moore
A SOCOTEC COMPANY

June 10, 2026
Project No. 702007001

Harris County Municipal Utility District No. 132
c/o Mr. Aaron Orozco, PE
BGE, Inc.
23501 Cinco Ranch Boulevard, Suite A-250
Katy, Texas 77494

Subject: Construction Materials Testing and Observation Services
Harris County MUD No. 132 Sanitary Sewer Rehabilitation
West Lake Houston Parkway from Upper Lake Drive to FM 1960
Humble, Texas

Dear Mr. Orozco:

We are pleased to present this revised proposal to provide materials testing services at the subject site. In preparation of this proposal, we have reviewed the provided plans and specifications. The project will consist of the installation of cured-in-place liner for the existing sanitary sewer line at various locations along West Lake Houston Parkway from Kings Parkway to FM 1960. Our services will be utilized if issues arise from the pipelining and the contractor needs to install new sewer line or manholes via open cut construction. This proposal was prepared without the benefit of a construction schedule and is based on our assumptions as to the needed materials testing.

Ninyo & Moore's Houston laboratory is supervised by registered civil engineers and meets the requirements of the ASTM E329, ASTM C1077, and ASTM D3740. Ninyo & Moore's testing equipment is calibrated annually by representatives utilizing equipment traceable to the National Institute of Standards and Technology, and regularly participates in Cement and Concrete Reference Laboratory (CCRL) and AASHTO's Material Reference Laboratory (AMRL) reference testing. In addition, we are accredited by the American Association for Laboratory Accreditation (A2LA) Certificate No. 3204.01 for Construction Materials and No. 3204.02 for Geotechnical. A complete list of the tests on our scope of accreditation can be found at the A2LA website (www.a2la.org).

SCOPE OF SERVICES

- Perform field compaction testing of the sanitary sewer line trench backfill.

- Perform cast-in-place concrete sampling/testing for manholes and pavement concrete.
- Perform laboratory testing of soil materials such as Moisture-Density Relationships (Proctor), Atterberg Limits (PI), and 200 Wash.
- Perform laboratory testing to evaluate the compressive strength of cement treated sand and concrete samples.
- Consultation and project management.

ESTIMATED FEE

We propose to provide our services on a time-and-materials basis accrued in accordance with the attached cost estimate. We estimate the fee for our services to be approximately $9,900. Our estimated fee does not include weekend work, stand-by time or costs associated with retesting or re-inspecting materials that were found not to be in compliance with the project plans or specifications. Any additional services requested and not part of the cost estimate will be charged in accordance with our attached Schedule of Fees. A breakdown of our fee is presented in the attached Table 1.

To authorize our services, please sign and return the attached Work Authorization and Agreement. We look forward to working with you.

Respectfully submitted,
NINYO & MOORE

Philip Nekoranec
Senior Project Manager

Jonathan Howson, PE
Senior Project Engineer

PMN/JNH/tah

Attachments: Table 1 – Breakdown of Estimated Fee
Schedule of Fees
Work Authorization and Agreement

Table 1 - Breakdown of Estimated Fee

Earthwork										
Engineering Technician										
Trench Backfill	5 days	@	8	hours/day	@	$	60.00	/hour	$	2,400.00
Trench Backfill (OT)	5 days	@	2	hours/day	@	$	90.00	/hour	$	900.00
Sample Pickups	2 days	@	4	hours/day	@	$	60.00	/hour	$	480.00
Vehicle Usage Charge			58	hours	@	$	15.00	/hour	$	870.00
Equipment Charge			50	hours	@	$	15.00	/hour	$	750.00
Laboratory Testing										
Standard Proctor Density, D 698			2	samples	@	$	230.00	/sample	$	460.00
Standard Proctor Density Treated Soils, D 698			1	sample	@	$	255.00	/sample	$	255.00
200 Wash			2	samples	@	$	60.00	/sample	$	120.00
Atterberg Limits			2	samples	@	$	70.00	/sample	$	140.00
CSS Compressives			8	samples	@	$	80.00	/sample	$	640.00
						Subtotal			**$**	**7,015.00**
Concrete										
Engineering Technician	2 days	@	8	hours/day	@	$	60.00	/hour	$	960.00
Cylinder Pick Ups (no charge if already onsite for other services)	2 days	@	4	hours/day	@	$	60.00	/hour	$	480.00
Vehicle Usage Charge			24	hours	@	$	15.00	/hour	$	360.00
Compression Tests of Cylinders	2 sets	@	4	samples/set	@	$	80.00	/set	$	160.00
						Subtotal			**$**	**1,960.00**
Engineering Review, Consultation, and Data Processing										
Principal Engineer			1	hour	@	$	180.00	/hour	$	180.00
Project Manager			6	hours	@	$	105.00	/hour	$	630.00
Data Processor			2	hours	@	$	55.00	/hour	$	110.00
						Subtotal			**$**	**920.00**
TOTAL ESTIMATED FEE									**$**	**9,895.00**

Schedule of Fees

Hourly Charges for Personnel

Professional Staff

Principal Engineer/Geologist/Environmental Scientist/Certified Industrial Hygienist	$ 180
Senior Engineer/Geologist/Environmental Scientist	$ 150
Senior Project Engineer/Geologist/Environmental Scientist	$ 140
Project Engineer/Geologist/Environmental Scientist	$ 130
Senior Staff Engineer/Geologist/Environmental Scientist	$ 115
Staff Engineer/Geologist/Environmental Scientist	$ 110
GIS Analyst	$ 85
Technical Illustrator/CAD Operator	$ 55

Field Staff

Special Inspector (Concrete, Masonry, Structural Steel, Welding, and Fireproofing)	$ 140
Nondestructive Examination Technician (UT, MT, LP)	$ 120
Certified Asbestos/Lead Technician	$ 120
Field Operations Manager	$ 105
Supervisory Technician	$ 75
Senior Technician	$ 65
Technician	$ 60

Administrative Staff

Geotechnical/Environmental/Laboratory Assistant	$ 55
Information Specialist	$ 55
Data Processor	$ 55

Other Charges

Concrete Coring Equipment (includes technician)	$ 190/hr
Anchor Load Test Equipment (includes technician)	$ 190/hr
GPR Equipment	$ 180/hr
Inclinometer	$ 100/hr
Hand Auger Equipment	$ 80/hr
Rebar Locator (Pachometer)	$ 50/hr
Vapor Emission Kit	$ 75/kit
Equipment Charge	$ 15/hr
X-Ray Fluorescence	$ 70/hr
PID/FID	$ 50/hr
Air Sampling Pump	$ 25/hr
Field Vehicle	$ 15/hr
Expert Witness Testimony	$ 400/hr
Direct Expenses	Cost plus 15%

Special equipment charges will be provided upon request.

Notes

For field and laboratory technicians and special inspectors, overtime rates at 1.5 times the regular rates will be charged for work performed in excess of 8 hours in one day Monday through Friday, evening hours, and all day on Saturday and Sunday. Rates at twice the regular rates will be charged for all work in excess of 12 hours in one day and on holidays.

Field technician and special inspection hours are charged at a 4-hour minimum, and 8-hour minimum for hours exceeding 4 hours.

Invoices are payable upon receipt. A service charge of 1.5 percent per month may be charged on accounts not paid within 30 days.

The terms and conditions are included in Ninyo & Moore's Work Authorization and Agreement form.

Schedule of Fees for Laboratory Testing

SOILS

Atterberg Limits, D 4318	$ 70
California Bearing Ratio (CBR), D 1883, per point	$ 240
One Dimensional Consolidation, D 2435	$ 450
Consolidation Additional Increments, D 2435	$ 60
Hydrometer Analysis, D 422	$ 145
Double Hydrometer Analysis, D 4221	$ 250
Moisture Content, D 2216	$ 10
Moisture and Density, D 2937	$ 55
Permeability, D 2434	$ 300
Specific Gravity, D 854	$ 65
Standard Proctor Density, D 698	$ 230
Modified Proctor Density, D 1557	$ 250
(Rock corrections add $70)	
Sieve Analysis, D 422	$ 65
Sieve Analysis, 200 Wash, D 1140	$ 60
Swell Test, D 4546	$ 350
Triaxial Shear, U.U., D 2850 per point	$ 75
Unconfined Compression, D 2166	$ 50
Pinhole Dispersion Test, D 4647	$ 320
Crumb Test Dispersion Test, D 4647	$ 45
Lime Determination, PI Method	$ 275
Lime Determination, pH Method, D 62765	$ 265
Compressive Strength Cement Stabilized Sand, D 1633	$ 80
Standard Proctor Density Treated Soils, D 698	$ 255
Modified Proctor Density Treated Soils, D 1557	$ 270

MASONRY

Brick Absorption, 24-hour submersion, C 67	$ 85
Brick Absorption, 5-hour boiling, C 67	$ 85
Brick Absorption, 7-day, C 67	$ 85
Brick Compression Test, C 67	$ 50
Brick Moisture as received, C 67	$ 50
Brick Measurement, C 67	$ 65
CMU Block Compression Test, 8x8x16, C 140	$ 150
CMU Block Unit Weight and Absorption, C 140	$ 100
CMU Block Moisture Content, C 140	$ 95
CMU Block Measurement, C 140	$ 35
Compressive Strength, Grout prism, C 1019, each	$ 55
Compressive Strength, Mortar Cube, C 109, each	$ 30

CONCRETE

Compression Strength, C 39	$ 20
Flexural Test, C 78 or C 293	$ 30
Splitting Tensile Strength, C 496	$ 125
Time of Setting of Cement by Vicat Needle, C 191	$ 250
Concrete Laboratory Mix Verification, Excluding cylinders	$ 500
Concrete Coring, Measurement, and Compressive Strength	$ 250
Concrete Core Compressive Strength, Includes Prep, C 42	$ 90
Concrete Core Measurement, C 174	$ 30
Concrete Coring Minimum Charge	$ 600
Concrete Coring – 4" Diameter to 6-inch depth	$ 120
Concrete Coring Additional Thickness 6" to 12" depth	$ 11/in
Concrete Coring Additional Thickness over 12" depth	$ 15/in
Compressive Strength Lt. Wt. Insulating Concrete, C 495	$ 30
Unit Weight of Lt. Wt. Insulating Concrete, C 495	$ 25

FIREPROOFING

Density of SFRM, E 605	$ 45
Cohesion/Adhesion of SFRM, E 736	$ 35

ASPHALT

Asphalt Mix Design Review, Job Spec	$ 500
Asphalt Mix Design, 5 points	$ 2500
Extraction, % Asphalt, including Gradation, Tex 210F	$ 230
Hveem Stability, Tex 208F	$110/set
Bulk Density Lab Molded Samples, Tex 207F	$ 65/set
Bulk Density Core, Tex 207F	$ 60
Molding Specimens, Tex 206F	$ 75/set
Measurement of Asphalt Cores	$ 25
Asphalt Coring Minimum Charge	$ 600
Asphalt Coring – 4" Diameter to 6-inch depth	$ 105
Concrete Coring Additional Thickness over 6" depth	$ 10/in
Maximum Theoretical Unit Weight, Tex 227F	$ 105

AGGREGATES

Clay Lumps and Friable Particles, C 142	$ 65
Los Angeles Abrasion, C 131 or C 535	$ 240
Organic Impurities, C 40	$ 55
Sieve Analysis, Coarse Aggregate, C 136	$ 75
Sieve Analysis, Fine Aggregate, C 136	$ 75
Decantation, C 117	$ 55
Specific Gravity, Coarse, C 127	$ 120
Specific Gravity, Fine, C 128	$ 135

Special preparation of standard test specimens will be charged at the technician's hourly rate.
Ninyo & Moore is accredited to perform the AASHTO equivalent of many ASTM test procedures.

Ninyo & Moore

A SOCOTEC COMPANY

WORK AUTHORIZATION AND AGREEMENT

Please Sign and Return One Copy to: **NINYO & MOORE**
2313 W. Sam Houston Parkway, North, Suite 119
Houston, Texas 77043

PROJECT NO. **702007001**

1. PROJECT ADDRESS: **West Lake Houston Parkway from Upper Lake Drive to FM 1960 Humble, Texas**
2. PROJECT DESCRIPTION: **Construction Materials Testing and Observation Services Harris County MUD No. 132 Sanitary Sewer Rehabilitation**
3. SCOPE OF STUDY: **Please refer to proposal dated June 10, 2026.**
4. FEE: **$9,900 (Nine Thousand Nine Hundred Dollars – Time and Materials)**
5. PORTION OF FEE IN ADVANCE OF WORK: **None**
6. CLIENT: **Harris County MUD No. 132 c/o BGE, Inc.**
   23501 Cinco Ranch Boulevard, Suite A-250
   Katy, Texas 77494
   PHONE: **281-579-0340**

   CONTACT: **Mr. Aaron Orozco, PE** PHONE: **281-579-0340**
7. STATEMENT TO BE SENT TO: **Client**

CONDITIONS OF AGREEMENT BETWEEN CLIENT AND NINYO & MOORE

This AGREEMENT is made by and between: NINYO & MOORE GEOTECHNICAL AND ENVIRONMENTAL SCIENCES CONSULTANTS, hereinafter referred to as CONSULTANT, and **Harris County MUD No. 132 c/o BGE, Inc.**, hereinafter referred to as CLIENT. This AGREEMENT between the parties consists of these TERMS, the attached Proposal identified as No. **702007001** dated **June 10, 2026**, and any exhibits or attachments noted in the Proposal. Together, these elements will constitute the entire AGREEMENT superseding any and all prior negotiations, correspondence, or agreements either written or oral. Any changes to this AGREEMENT must be mutually agreed to in writing.

STANDARD OF CARE

CLIENT recognizes that subsurface conditions may vary from those observed at locations where borings, surveys, or explorations are made, and that site conditions may change with time. Data, interpretations, and recommendations by CONSULTANT will be based solely on information available to CONSULTANT. CONSULTANT is responsible for those data, interpretations, and recommendations, but will not be responsible for other parties' interpretations or use of the information developed.

Services performed by CONSULTANT under this AGREEMENT are expected by CLIENT to be conducted in a manner consistent with the level of care and skill ordinarily exercised by members of the geotechnical engineering profession practicing contemporaneously under similar conditions in the locality of the project. Under no circumstance is any warranty, expressed or implied, made in connection with the providing of geotechnical consulting services.

SITE ACCESS AND SITE CONDITIONS

CLIENT will grant or obtain free access to the site for all equipment and personnel necessary for CONSULTANT to perform the work set forth in this agreement. CLIENT will notify any and all possessors of the project site that CLIENT has granted CONSULTANT free access to the site. Client will protect all property, inside and out, including all plants and landscaping. CONSULTANT will take reasonable precautions to reduce the potential for damage to the site, but it is understood by CLIENT that, in the normal course of work, some damage may occur and the correction of such damage or alteration is not part of this AGREEMENT unless so specified in the Proposal.

CLIENT is responsible for accurately delineating the locations of all subterranean structures and utilities. CONSULTANT will take reasonable precautions to avoid known subterranean structures, and CLIENT waives any claim against CONSULTANT, and agrees to defend, indemnify and hold CONSULTANT harmless from any claim or liability for injury or loss, including costs of defense, arising from damage done to subterranean structures and utilities not identified or accurately located. In addition, CLIENT agrees to compensate CONSULTANT for any time spent or expenses incurred by CONSULTANT in defense of any such claim, with compensation to be based upon CONSULTANT's prevailing fee schedule and expense reimbursement policy.

SAMPLE DISPOSAL

CONSULTANT will dispose of remaining soil, rock, and water samples approximately thirty (30) days after submission of the report covering those samples. Further storage or transfer of samples can be made at CLIENT's expense upon CLIENT's prior written request.

MONITORING

If CONSULTANT is retained by CLIENT to provide a site representative for the purpose of monitoring specific portions of construction work or other field activities as set forth in the Proposal, then this phrase applies. For the specified assignment, CONSULTANT will report observations and professional opinions to CLIENT or CLIENT's agent. No action of CONSULTANT or CONSULTANT's site representative can be construed as altering any AGREEMENT between the CLIENT and others. CONSULTANT will report to CLIENT or CLIENT's agent any observed geotechnically related work which, in CONSULTANT's professional opinion, does not conform with plans and specifications. The CONSULTANT has no right to reject or stop work of any agent or subcontractor of CLIENT; such rights are reserved solely for CLIENT. Furthermore, CONSULTANT's presence on the site does not in any way guarantee the completion or quality of the performance of the work of any party retained by CLIENT to provide field or construction-related services.

If CONSULTANT is not retained by Client for the purpose of monitoring construction work or field activities, CONSULTANT will expressly not be held liable or responsible for such activities or for the geotechnical performance of the completed project. Monitoring of construction work or field activities and the geotechnical performance of the completed project is and will remain the sole and express responsibility of the CLIENT or other party designated by the CLIENT. CLIENT hereby agrees to indemnify and hold harmless CONSULTANT from and against any loss or judgment, suffered by the CONSULTANT as a result of a claim or lawsuit resulting from CLIENT's failure to monitor construction work or field activities for which CONSULTANT has not been retained.

CONSULTANT will not be responsible for and will not have control or charge of specific means, methods, techniques, sequences or procedures of construction or other field activities selected by any agent or agreement of CLIENT. It is mutually understood and agreed by CLIENT and CONSULTANT that CONSULTANT has no control or enforcement ability over any persons or parties who are not employees of CONSULTANT. CONSULTANT does not purport to be, nor is CONSULTANT responsible for, any safety precautions nor programs incident thereto for such non-employees of CONSULTANT.

OWNERSHIP AND MAINTENANCE OF DOCUMENTS

Unless otherwise specified in this Agreement or in an Addendum, and provided that CONSULTANT has been fully paid for the Services, CLIENT shall have the right to use the documents, maps, photographs, drawings and specifications resulting from CONSULTANT's efforts on the project, for purposes reasonably contemplated by the parties. CONSULTANT shall have the right, but shall not be obligated, to retain copies of all such materials and shall have the right to use the same for any purpose, unless such use would be expected to cause harm to CLIENT. CLIENT shall specify in advance, in writing, and be charged for all arrangements for special or extended-period maintenance of such materials by CONSULTANT. CONSULTANT retains the right of ownership with respect to any patentable concepts or copyrightable materials arising from its Services.

Reuse of any material described by CLIENT, including publication to third parties, on extension of this project or on any other project without CONSULTANT's written authorization, shall be at CLIENT's risk, and CLIENT agrees to indemnify, defend, and hold harmless CONSULTANT from all claims, damages, and expenses, including attorney's fees, arising out of such unauthorized reuse.

BILLING AND PAYMENT

CLIENT will pay CONSULTANT in accordance with the procedures indicated in the Proposal and its attachments. Invoices will be submitted to CLIENT by CONSULTANT, and will be due and payable upon presentation. If CLIENT objects to all or any portion of any invoice, CLIENT will so notify CONSULTANT in writing within fourteen (14) calendar days of the invoice date, identify the cause of disagreement, and pay when due that portion of the invoice not in dispute. The parties

will immediately make every effort to settle the disputed portion of the invoice. In the absence of written notification described above, the balance as stated on the invoice will be paid.

Invoices are delinquent if payment has not been received within thirty (30) days from date of invoice. CLIENT will pay an additional charge of three quarters of a percent (.75) per month (or the maximum percentage allowed by law, whichever is lower) on any delinquent amount, excepting any portion of the invoiced amount in dispute and resolved in favor of CLIENT. Payment thereafter will first be applied to accrued interest and then to the principal unpaid amount. All time spent and expenses incurred (including any attorney's fees) in connection with collection of any delinquent amount will be paid by CLIENT to CONSULTANT per CONSULTANT's current fee schedules. In the event CLIENT fails to pay CONSULTANT within sixty (60) days after invoices are rendered, CLIENT agrees that CONSULTANT will have the right to consider the failure to pay the CONSULTANT's invoice as a breach of this AGREEMENT and CONSULTANT may cease work on the project. At CONSULTANT's option, CONSULTANT may waive said major breach upon payment by CLIENT of all arrearages and outstanding invoices.

TERMINATION

This AGREEMENT may be terminated by either party seven (7) days after written notice in the event of any breach of any provision of this AGREEMENT or in the event of substantial failure of performance by either party, or if CLIENT suspends the work for more than three (3) months. In the event of termination, CONSULTANT will be paid for services performed prior to the date of termination plus reasonable termination expenses, including, but not limited to, the cost of completing analyses, records, and reports necessary to document job status at the time of termination.

RISK ALLOCATION

Many risks potentially affect CONSULTANT by virtue of entering into this AGREEMENT to perform professional consulting services on behalf of CLIENT. The principal risk is the potential for human error by CONSULTANT. For CLIENT to obtain the benefit of a fee which includes a nominal allowance for dealing with CONSULTANT's liability, CLIENT agrees to limit CONSULTANT's liability to CLIENT and to all other parties for claims arising out of CONSULTANT's performance of the services described in this AGREEMENT. The aggregate liability of CONSULTANT will not exceed $50,000 for negligent professional acts, errors, or omissions, including attorney's fees and costs which may be awarded to the prevailing party, and CLIENT agrees to indemnify and hold harmless CONSULTANT from and against all liabilities in excess of the monetary limit established above.

Limitations on liability and indemnities in this AGREEMENT are business understandings between the parties voluntarily and knowingly entered into, and shall apply to all theories of recovery including, but not limited to, breach of contract, warranty, tort (including negligence), strict or statutory liability, or any other cause of action, except for willful misconduct or gross negligence. The parties also agree that CLIENT will not seek damages in excess of the limitations indirectly through suits with other parties who may join CONSULTANT as a third-party nor by an award of attorney's fees and costs to the prevailing party in excess of the aggregate liability agreed upon herein by the parties. Parties means CLIENT and CONSULTANT and their officers, employees, agents, affiliates, and subcontractors.

Both CLIENT and CONSULTANT agree that they will not be liable to each other, under any circumstances, for special, indirect, consequential, or punitive damages arising out of or related to this AGREEMENT.

INDEMNIFICATION

If any claim is brought against CONSULTANT, its employees, agents and subcontractors and/or CLIENT by a third party, relating in any way to the Services, the contribution and indemnification rights and obligations of CONSULTANT and Client, subject to the paragraph titled "Risk Allocation" above, such claim shall be determined as follows:

1. If any negligence, breach of contract, or willful misconduct of CONSULTANT caused any damage, injury, or loss claimed by the third party, then CONSULTANT and CLIENT shall each indemnify the other against any loss or judgement on a comparative negligence basis (CLIENT responsibility to include that of its agents, employees, and other contractors); and

2. Unless CONSULTANT was liable for negligence, breach of contract, or willful misconduct which in whole or in part, caused the damage, injury, or loss asserted in the third party claim, CLIENT shall indemnify CONSULTANT against the claim, liability, loss, legal fees, consulting fees, and other costs of defense reasonably incurred.

DISCOVERY OF UNANTICIPATED HAZARDOUS MATERIALS

CLIENT represents that CLIENT has made a reasonable effort to evaluate if hazardous materials are on or near the project site, and that CLIENT has informed CONSULTANT of CLIENT's findings relative to the possible presence of such materials.

Hazardous materials may exist at a site where there is no reason to believe they could or should be present. CONSULTANT and CLIENT agree that the discovery of unanticipated hazardous materials constitutes a changed condition mandating a renegotiation of the scope of work or termination of services. CONSULTANT and CLIENT also agree that the discovery of unanticipated hazardous materials may make it necessary for CONSULTANT to take immediate measures to protect health and safety. CLIENT agrees to compensate CONSULTANT for any equipment decontamination or other costs incident to the discovery of unanticipated hazardous materials.

CONSULTANT agrees to notify CLIENT when unanticipated hazardous materials or suspected hazardous materials are encountered. CLIENT agrees to make any disclosures required by law to the appropriate governing agencies. CLIENT also agrees to hold CONSULTANT harmless for any and all consequences of disclosures made by CONSULTANT which are required by governing law. In the event the project site is not owned by CLIENT, CLIENT recognizes that it is CLIENT's responsibility to inform the property owner of the discovery of unanticipated hazardous materials or suspected hazardous materials.

Notwithstanding any other provision of the AGREEMENT, CLIENT waives any claim against CONSULTANT and, to the maximum extent permitted by law, agrees to defend, indemnify, and save CONSULTANT harmless from any claim, liability, and/or defense costs for injury or loss arising from CONSULTANT's discovery of unanticipated hazardous materials or suspected hazardous materials, including, but not limited to, any costs created by delay of the project and any cost associated with possible reduction of the property's value.

CLIENT will be responsible for ultimate disposal of any samples secured by CONSULTANT which are found to be contaminated.

DISPUTE RESOLUTION

If a dispute at law arises from matters related to the services provided under this AGREEMENT and that dispute requires litigation, then:

1. The claim will be brought and tried in judicial jurisdiction of the court of the county where CONSULTANT's principal place of business is located and CLIENT waives the right to remove the action to any other county or judicial jurisdiction, and;

2. The prevailing party will be entitled to recovery of all reasonable costs incurred, including staff time, court costs, attorneys' and expert witness fees, and other claim-related expenses.

GOVERNING LAW AND SURVIVAL

If any of the provisions contained in this AGREEMENT are held illegal, invalid, or unenforceable, the enforceability of the remaining provisions will not be impaired. Risk allocation and indemnities will survive termination or failure of this AGREEMENT for any cause.

The parties have read, or had the opportunity to read, the foregoing, including all attachments, addendums, and exhibits hereto, have had an opportunity to discuss the same, understand completely the terms, and willingly enter into this AGREEMENT which will become effective on the date signed below by CLIENT.

Printed Name of Client or Authorized Agent

Signature of Client or Authorized Agent | **Date**

Jay T. Sunderwala

Jay Sunderwala, PE / Managing Principal Engineer | 06/10/26 **Date**

PM: PMN

CERTIFICATE OF INTERESTED PARTIES

FORM 1295

Complete Nos. 1 - 4 and 6 if there are interested parties.
Complete Nos. 1, 2, 3, 5, and 6 if there are no interested parties.

OFFICE USE ONLY
CERTIFICATION OF FILING

Certificate Number:
2026-1472722

Date Filed:
06/04/2026

Date Acknowledged:

1 Name of business entity filing form, and the city, state and country of the business entity's place of business.

Ninyo & Moore
Houston, TX United States

2 Name of governmental entity or state agency that is a party to the contract for which the form is being filed.

Harris County Municipal Utility District No. 132

3 Provide the identification number used by the governmental entity or state agency to track or identify the contract, and provide a description of the services, goods, or other property to be provided under the contract.

1
Construction Materials Testing and Observation Services - Harris County MUD No. 132 Sanitary Sewer Rehabilitation

4 Name of Interested Party	City, State, Country (place of business)	Nature of interest (check applicable)	
		Controlling	Intermediary
Detchepare, Nicolas	New York, NY United States	X	
Montjotin, Herve	Guyancourt Ile-de-France France	X	
Landry, Jean-Francois	Guyancourt Ile-de-France France	X	

5 Check only if there is NO Interested Party. ☐

6 UNSWORN DECLARATION

My name is Jay Sunderwala, and my date of birth is March 14, 1969.

My address is 2313 W. Sam Houston Pkwy N. Suite 119, Houston (city), TX (state), 77043 (zip code), USA (country).

I declare under penalty of perjury that the foregoing is true and correct.

Executed in Harris County, State of Texas, on the 4 day of June (month), 20 26 (year).

Jay T. Sunderwala
Signature of authorized agent of contracting business entity
(Declarant)

Harris County Municipal Utility District No. 132

Golf Villas of Atascocita Reserve
Drainage Improvements

Bid Tabulation
Bid Date: Thursday, June 18, 2026
BGE Job No. 15709-00

BIDDERS	Unit A: Site Preparation & Mobilization	Unit B: Detention Facilities	Unit C: Storm Sewer System	Unit D: Reinforced Concrete Paving	Unit E: Storm Water Pollution Control	Unit F: Disposal of Excess Utility Excavation	Unit G: Trench Safety Plan	Unit H: Extra Pay Items
Stone River Excavation	$102,489.70	$79,468.00	$337,732.00	$117,759.00	$25,100.00	$40,200.00	$1,200.00	$60,054.31
J. Simmons Group	$111,611.93	$153,939.84	$303,646.54	$115,351.27	$37,918.98	$25,667.70	$1,000.00	$102,789.03
Scythe Construction	$191,474.00	$122,033.80	$362,231.00	$196,530.60	$50,100.00	$34,471.50	$300.00	$69,202.50
GW Phillips Concrete	$168,008.00	$169,742.00	$391,674.00	$172,811.00	$31,600.00	$32,160.00	$2,000.00	$119,145.00
Elite Construction	$190,973.00	$161,916.00	$473,349.00	$209,923.00	$53,024.00	$24,120.00	$2,100.00	$84,595.00
Precise Services	$204,330.40	$290,878.00	$416,774.70	$181,816.90	$26,030.00	$38,190.00	$1,000.00	$116,530.00
CE Barker	$478,725.00	$449,560.00	$414,432.47	$212,108.00	$31,568.00	$62,310.00	$1,000.00	$134,640.00
Loredo Equipment	$125,003.46	$153,885.40	$565,953.68	$242,362.31	$48,851.13	$30,592.20	$2,500.00	$2,646,867.44

Harris County Municipal Utility District No. 132

Golf Villas of Atascocita Reserve
Drainage Improvements

Bid Tabulation
Bid Date: Thursday, June 18, 2026
BGE Job No. 15709-00

BIDDERS	TOTAL BID	Number of Calendar Days to Substancially Complete the Project:	ALTERNATE UNIT D ITEM 2 and 3
Stone River Excavation	$764,003.01	45	$12,964.05
J. Simmons Group	$851,925.29	60	$18,987.75
Scythe Construction	$1,026,343.40	60	$9,472.05
GW Phillips Concrete	$1,087,140.00	60	$31,428.00
Elite Construction	$1,200,000.00	50	$26,190.00
Precise Services	$1,275,550.00	60	$30,773.25
CE Barker	$1,784,343.47	120	$39,285.00
Loredo Equipment	$3,816,015.62	65	$11,218.05

Harris County Municipal Utility District No. 132

Golf Villas of Atascocita Reserve
Drainage Improvements

Bid Tabulation
Bid Date: Thursday, June 18, 2026
BGE Job No. 15709-00

\\bgeinc\data2\00015709-00\LD-Single Phase\03 Constr\01 Bid Phase\01 Earthwork

Denotes Mathematical Errors

ITEM	QUANTITY & UNIT	Stone River Excavation UNIT COST	Stone River Excavation ITEM TOTAL	J. Simmons Group UNIT COST	J. Simmons Group ITEM TOTAL	Scythe Construction UNIT COST	Scythe Construction ITEM TOTAL
UNIT A: SITE PREPARATION & MOBILIZATION							
1. Site Preparation: to remove stumps, logs, vegetation, rubbish, debris, organic matter and other objectionable material per the specifications and geotechnical report (includes stripping existing topsoil; stockpiling topsoil; replacing topsoil over all disturbed areas unless otherwise instructed; and positive drainage for the entire site)	2 AC	$ 3,000.00	$ 6,000.00	$ 6,125.91	$ 12,251.82	$ 5,820.00	$ 11,640.00
2. Remove existing trees indicated per plans (includes disposal of said material at a location which the Contractor has a legal right and permission to dispose of said material)	10 EA	$ 450.00	$ 4,500.00	$ 681.97	$ 6,819.70	$ 3,000.00	$ 30,000.00
3. Proposed Access Road as indicated on Exhibit A (includes 6" thick crushed concrete all-weather access road with geogrid fabric)	1,383 SY	$ 15.90	$ 21,989.70	$ 20.63	$ 28,531.29	$ 23.00	$ 31,809.00
4. Remove existing concrete cart path and cart parking indicated on Exhibit B (includes disposal of said material at a location which the Contractor has a legal right and permission to dispose of said material)	875 SY	$ 20.00	$ 17,500.00	$ 13.06	$ 11,427.50	$ 13.00	$ 11,375.00
5. Furnish, Install and Maintain Traffic Control Devices and appurtenances, in accordance with the Texas Manual on Uniform Traffic Control Devices	1 LS	$ 18,500.00	$ 18,500.00	$ 9,128.19	$ 9,128.19	$ 16,150.00	$ 16,150.00

Harris County Municipal Utility District No. 132

Golf Villas of Atascocita Reserve
Drainage Improvements

Bid Tabulation
Bid Date: Thursday, June 18, 2026
BGE Job No. 15709-00

\\bgeinc\data2\00015709-00\LD-Single Phase\03 Constr\01 Bid Phase\01 Earthwork

Denotes Mathematical Errors

ITEM	QUANTITY & UNIT	Stone River Excavation UNIT COST	Stone River Excavation ITEM TOTAL	J. Simmons Group UNIT COST	J. Simmons Group ITEM TOTAL	Scythe Construction UNIT COST	Scythe Construction ITEM TOTAL
6. Site Restoration of construction activity areas (includes replacement of damaged irrigation systems caused during construction and fine grading to meet golf course specifications)	3 AC	$ 3,000.00	$ 9,000.00	$ 3,740.53	$ 11,221.59	$ 8,500.00	$ 25,500.00
7. Mobilization and Demobilization; 50% of total on First Pay Request and 50% of total on Last Pay Request	1 LS	$ 25,000.00	$ 25,000.00	$ 32,231.84	$ 32,231.84	$ 65,000.00	$ 65,000.00
TOTAL, UNIT A			**$ 102,489.70**		**$ 111,611.93**		**$ 191,474.00**
UNIT B: DETENTION FACILITIES							
1. Excavation as required to facilitate construction to the lines and grades of the detention basin as illustrated on the construction drawings (includes stripping of excavation and disposal area)	7,500 CY	$ 3.00	$ 22,500.00	$ 3.94	$ 29,550.00	$ 2.85	$ 21,375.00
2. OFF-SITE Disposal of Detention Basin as shown on Grading Plan Exhibit (includes hauling, proofrolling, spreading excavation, and compacting fill to within 95% of ASTM D698)	7,500 CY	$ 5.50	$ 41,250.00	$ 9.73	$ 72,975.00	$ 7.35	$ 55,125.00

Harris County Municipal Utility District No. 132

Golf Villas of Atascocita Reserve
Drainage Improvements

Bid Tabulation
Bid Date: Thursday, June 18, 2026
BGE Job No. 15709-00

\\bgeinc\data2\00015709-00\LD-Single Phase\03 Constr\01 Bid Phase\01 Earthwork

Denotes Mathematical Errors

ITEM	QUANTITY & UNIT	Stone River Excavation UNIT COST	Stone River Excavation ITEM TOTAL	J. Simmons Group UNIT COST	J. Simmons Group ITEM TOTAL	Scythe Construction UNIT COST	Scythe Construction ITEM TOTAL
3. Miscellaneous Items:							
a. Backslope swale where indicated on the construction drawings	606 LF	$ 3.00	$ 1,818.00	$ 1.97	$ 1,193.82	$ 4.80	$ 2,908.80
b. Type E-Inlet Backslope Interceptor (including 24" CMP Pipe)	2 EA	$ 3,200.00	$ 6,400.00	$ 7,935.51	$ 15,871.02	$ 11,500.00	$ 23,000.00
c. In-Stu Installation of Clay Liner for Wet Detention Pond (includes installing minimum 2-ft thick clay liner in detention pond as stated in geotechnical report and compacting fill to within 95% of ASTM D698 and lining of pond bottom and up to an elevation of 1-ft above static water surface elevation). Includes over-excavation of 2-ft of material to facilitate clay liner installation.	2,500 CY	$ 3.00	$ 7,500.00	$ 13.74	$ 34,350.00	$ 7.85	$ 19,625.00
TOTAL, UNIT B			**$ 79,468.00**		**$ 153,939.84**		**$ 122,033.80**
UNIT C: STORM SEWER SYSTEM							
1. Standard Type "C" Manhole:							
a. 18" - 42" R.C.P.	12 EA	$ 4,000.00	$ 48,000.00	$ 4,904.13	$ 58,849.56	$ 5,635.00	$ 67,620.00
2. R.C.P. Sewer (C-76, Cl. III, with rubber gasket joints) (all depths):							
a. 24" Pipe	193 LF	$ 90.00	$ 17,370.00	$ 90.73	$ 17,510.89	$ 115.00	$ 22,195.00
b. 36" Pipe	258 LF	$ 175.00	$ 45,150.00	$ 162.62	$ 41,955.96	$ 202.00	$ 52,116.00
c. 42" Pipe	746 LF	$ 265.00	$ 197,690.00	$ 195.37	$ 145,746.02	$ 230.50	$ 171,953.00

Harris County Municipal Utility District No. 132

Golf Villas of Atascocita Reserve
Drainage Improvements

Bid Tabulation
Bid Date: Thursday, June 18, 2026
BGE Job No. 15709-00

\\bgeinc\data2\00015709-00\LD-Single Phase\03 Constr\01 Bid Phase\01 Earthwork

Denotes Mathematical Errors

ITEM	QUANTITY & UNIT	Stone River Excavation UNIT COST	Stone River Excavation ITEM TOTAL	J. Simmons Group UNIT COST	J. Simmons Group ITEM TOTAL	Scythe Construction UNIT COST	Scythe Construction ITEM TOTAL
3. Miscellaneous Items:							
a. Connect Prop. Manhole to Existing Storm Pipes	4 EA	$ 800.00	$ 3,200.00	$ 404.75	$ 1,619.00	$ 550.00	$ 2,200.00
b. Remove and Dispose of Existing 24" Pipe (includes removing two existing E-inlets and plugging existing 24" pipe. Disposal of said material at a location which the Contractor has a legal right and permission to dispose of said material)	50 LF	$ 15.00	$ 750.00	$ 117.66	$ 5,883.00	$ 104.00	$ 5,200.00
c. Remove and Dispose of Existing Type "C" Manhole (Disposal of said material at a location which the Contractor has a legal right and permission to dispose of said material)	3 EA	$ 1,500.00	$ 4,500.00	$ 2,310.63	$ 6,931.89	$ 1,325.00	$ 3,975.00
d. 5" Concrete Sloped Paving (includes 2' toe)	75 SY	$ 115.00	$ 8,625.00	$ 103.83	$ 7,787.25	$ 193.00	$ 14,475.00
e. 18" Thick Buried Rip-Rap	20 SY	$ 110.00	$ 2,200.00	$ 286.95	$ 5,739.00	$ 180.00	$ 3,600.00
f. 8" Restrained Joint Water Line Offset	1 EA	$ 7,500.00	$ 7,500.00	$ 3,824.30	$ 3,824.30	$ 15,850.00	$ 15,850.00
g. Manhole Blockout	6 EA	$ 250.00	$ 1,500.00	$ 395.87	$ 2,375.22	$ 300.00	$ 1,800.00
h. Trench Safety System	1,247 LF	$ 1.00	$ 1,247.00	$ 4.35	$ 5,424.45	$ 1.00	$ 1,247.00
TOTAL, UNIT C			**$ 337,732.00**		**$ 303,646.54**		**$ 362,231.00**

Harris County Municipal Utility District No. 132

Golf Villas of Atascocita Reserve
Drainage Improvements

Bid Tabulation
Bid Date: Thursday, June 18, 2026
BGE Job No. 15709-00

\\bgeinc\data2\00015709-00\LD-Single Phase\03 Constr\01 Bid Phase\01 Earthwork

Denotes Mathematical Errors

ITEM	QUANTITY & UNIT	Stone River Excavation UNIT COST	Stone River Excavation ITEM TOTAL	J. Simmons Group UNIT COST	J. Simmons Group ITEM TOTAL	Scythe Construction UNIT COST	Scythe Construction ITEM TOTAL
UNIT D: REINFORCED CONCRETE PAVING							
1. Subgrade Preparation (including proof-rolling, mixing stabilizer or scarifying and compaction to 95% of ASTM D 698)	873 SY	$ 2.00	$ 1,746.00	$ 9.02	$ 7,874.46	$ 39.70	$ 34,658.10
2. Hydrated Lime for Subgrade (7% by dry weight at 46 lb./SY)	12 TONS	$ 380.00	$ 4,560.00	$ 395.73	$ 4,748.76	$ 325.00	$ 3,900.00
3. Fly Ash for Subgrade (8% by dry weight at 53 lb./SY)	23 TONS	$ 290.00	$ 6,670.00	$ 241.84	$ 5,562.32	$ 170.00	$ 3,910.00
4. 6" Reinforced Concrete Pavement (includes tying into existing roadway pannels at the existing joints. Includes traffic buttons, thermoplastic striping & markings)	873 SY	$ 48.00	$ 41,904.00	$ 52.83	$ 46,120.59	$ 89.00	$ 77,697.00
5. Reinforced Concrete Curb	350 LF	$ 8.00	$ 2,800.00	$ 6.92	$ 2,422.00	$ 11.00	$ 3,850.00
6. Proposed concrete cart paths and cart parking indicated on Exhibit B (minimum required 4.5" thick concrete (3,500 PSI), reinforced #3 rebar placed 18" OCEW with 2" thick sand subgrade)	800 SY	$ 50.00	$ 40,000.00	$ 40.94	$ 32,752.00	$ 65.00	$ 52,000.00
7. Miscellaneous Items:							
a. Sawcut, Removal and Dispsosal of Existing Concrete Pavement with OFF-SITE disposal of said material at a location which the Contractor has a legal right and permission to dispose of said material.	873 SY	$ 23.00	$ 20,079.00	$ 18.18	$ 15,871.14	$ 23.50	$ 20,515.50
TOTAL, UNIT D			**$ 117,759.00**		**$ 115,351.27**		**$ 196,530.60**

Harris County Municipal Utility District No. 132

Golf Villas of Atascocita Reserve
Drainage Improvements

Bid Tabulation
Bid Date: Thursday, June 18, 2026
BGE Job No. 15709-00

\\bgeinc\data2\00015709-00\LD-Single Phase\03 Constr\01 Bid Phase\01 Earthwork

Denotes Mathematical Errors

ITEM	QUANTITY & UNIT	Stone River Excavation UNIT COST	Stone River Excavation ITEM TOTAL	J. Simmons Group UNIT COST	J. Simmons Group ITEM TOTAL	Scythe Construction UNIT COST	Scythe Construction ITEM TOTAL
UNIT E: STORM WATER POLLUTION CONTROL							
1. Enforcement and Maintenance of TPDES Requirements for Duration of Contract	1 LS	$ 3,500.00	$ 3,500.00	$ 3,474.52	$ 3,474.52	$ 3,500.00	$ 3,500.00
2. Stabilized Construction Exit (Spec. Item 1575)	2 LS	$ 2,000.00	$ 4,000.00	$ 4,297.86	$ 8,595.72	$ 3,500.00	$ 7,000.00
3. Concrete Truck Washout Area	1 EA	$ 750.00	$ 750.00	$ 2,375.27	$ 2,375.27	$ 800.00	$ 800.00
4. Inlet Protection Barrier - Stage I	2 EA	$ 125.00	$ 250.00	$ 313.50	$ 627.00	$ 100.00	$ 200.00
5. Inlet Protection Barrier - Stage II	6 EA	$ 175.00	$ 1,050.00	$ 237.53	$ 1,425.18	$ 150.00	$ 900.00
6. Sodding for Backslope Interceptor inlet protection	2 EA	$ 150.00	$ 300.00	$ 857.86	$ 1,715.72	$ 110.00	$ 220.00
7. Reinforced Filter Fabric Fence	2,800 LF	$ 3.00	$ 8,400.00	$ 1.78	$ 4,984.00	$ 2.25	$ 6,300.00
8. Broadcast Seed and Fertilize all areas disturbed by construction activity (Bermuda Grass TifTuf or 419)	3 AC	$ 950.00	$ 2,850.00	$ 2,656.23	$ 7,968.69	$ 900.00	$ 2,700.00
9. Street Sweeping per Weekly Schedule	8 WK	$ 500.00	$ 4,000.00	$ 844.11	$ 6,752.88	$ 3,560.00	$ 28,480.00
TOTAL, UNIT E			**$ 25,100.00**		**$ 37,918.98**		**$ 50,100.00**

Harris County Municipal Utility District No. 132

Golf Villas of Atascocita Reserve
Drainage Improvements

Bid Tabulation
Bid Date: Thursday, June 18, 2026
BGE Job No. 15709-00

\\bgeinc\data2\00015709-00\LD-Single Phase\03 Constr\01 Bid Phase\01 Earthwork

Denotes Mathematical Errors

ITEM	QUANTITY & UNIT	Stone River Excavation UNIT COST	Stone River Excavation ITEM TOTAL	J. Simmons Group UNIT COST	J. Simmons Group ITEM TOTAL	Scythe Construction UNIT COST	Scythe Construction ITEM TOTAL
UNIT F: DISPOSAL OF EXCESS UTILITY EXCAVATION							
1. OFF-SITE Disposal of Excess Utility Excavation as shown on Grading Plan Exhibit (includes site preparation of spoil areas; scarifying, compaction, and proof-rolling of spoil areas; hauling excavation; spreading fill; compacting fill to 95% of ASTM D698; and grading completed fill to assure positive drainage).	2,010 CY	$ 20.00	$ 40,200.00	$ 12.77	$ 25,667.70	$ 17.15	$ 34,471.50
TOTAL, UNIT F			**$ 40,200.00**		**$ 25,667.70**		**$ 34,471.50**
UNIT G: TRENCH SAFETY PLAN							
1. Design and submittal of Trench Safety plan for underground utilities; prepared and sealed by an engineer licensed by the State of Texas in accordance with the contract documents.	1 LS	$ 1,200.00	$ 1,200.00	$ 1,000.00	$ 1,000.00	$ 300.00	$ 300.00
TOTAL, UNIT G			**$ 1,200.00**		**$ 1,000.00**		**$ 300.00**
UNIT H: EXTRA PAY ITEMS							
1. Miscellaneous Excavation ($4.00 per CY minimum)	100 CY	$ 4.00	$ 400.00	$ 4.00	$ 400.00	$ 4.00	$ 400.00
2. Class "A" Reinforced Concrete (6-inch thick) ($20.00 per SY minimum)	50 SY	$ 20.00	$ 1,000.00	$ 20.00	$ 1,000.00	$ 20.00	$ 1,000.00
3. Bank Sand Backfill ($18.00 per CY minimum)	50 CY	$ 18.00	$ 900.00	$ 18.00	$ 900.00	$ 18.00	$ 900.00
4. Cement Stabilized Sand ($25.00 per CY minimum)	50 CY	$ 25.00	$ 1,250.00	$ 25.00	$ 1,250.00	$ 25.00	$ 1,250.00

Harris County Municipal Utility District No. 132

Golf Villas of Atascocita Reserve
Drainage Improvements

Bid Tabulation
Bid Date: Thursday, June 18, 2026
BGE Job No. 15709-00

\\bgeinc\data2\00015709-00\LD-Single_Phase\03_Const\01_Bid_Phase\01_Earthwork

Denotes Mathematical Errors

ITEM	QUANTITY & UNIT	Stone River Excavation UNIT COST	Stone River Excavation ITEM TOTAL	J. Simmons Group UNIT COST	J. Simmons Group ITEM TOTAL	Scythe Construction UNIT COST	Scythe Construction ITEM TOTAL
5. Offsite Disposal of Unsuitable Material ($5.00 per CY minimum)	500 CY	$ 5.00	$ 2,500.00	$ 5.00	$ 2,500.00	$ 5.00	$ 2,500.00
6. Ground Water Dewatering. Well Point Dewatering System (installation, fuel and operation of well point system to lower groundwater to an elevation at least 3 feet below bottom of final grades called on the plans to facilitate construction of pond throughout duration of the project. This item includes operating the complete well pointing system for one, 24 hour period.	30 DAYS	$ 25.00	$ 750.00	$ 1,476.35	$ 44,290.50	$ 550.00	$ 16,500.00
7. Surface Water Dewatering. Pump areas holding water prior to, or during construction with one 8 inch (or greater) pump, including fuel and operation for the duration of project construction until completion ($25.00 per HR minimum)	250 HRS	$ 25.00	$ 6,250.00	$ 25.00	$ 6,250.00	$ 25.00	$ 6,250.00
8. Remove and replace damaged concrete sidewalks and cart paths due to construction activity (minimum required 4.5" thick concrete (3,500 PSI), reinforced #3 rebar placed 18" OCEW with 2" thick sand subgrade)	100 SY	$ 55.00	$ 5,500.00	$ 54.49	$ 5,449.00	$ 89.50	$ 8,950.00
9. Re-route existing 6" Irrigation line in conflict with detention pond foot print to be adjacent to the proposed pond along the eastern high bank of the pond. Includes cutting, plugging and abandoning existing 6" line. Golf Course to coordinate timing on isolating water line to turn off for new connection.	350 LF	$ 60.00	$ 21,000.00	$ 27.46	$ 9,611.00	$ 30.25	$ 10,587.50
10. Hydro-Mulch Seeding of disturbed areas on golf course due to construction activity; Areas Between Back of Curb and R.O.W.	3 AC	$ 3,500.00	$ 10,500.00	$ 3,389.21	$ 10,167.63	$ 2,500.00	$ 7,500.00

Harris County Municipal Utility District No. 132

Golf Villas of Atascocita Reserve
Drainage Improvements

Bid Tabulation
Bid Date: Thursday, June 18, 2026
BGE Job No. 15709-00

\\bgeinc\data2\00015709-00\LD-Single Phase\03 Constr\01 Bid Phase\01 Earthwork

Denotes Mathematical Errors

ITEM	QUANTITY & UNIT	Stone River Excavation UNIT COST	Stone River Excavation ITEM TOTAL	J. Simmons Group UNIT COST	J. Simmons Group ITEM TOTAL	Scythe Construction UNIT COST	Scythe Construction ITEM TOTAL
11. Plug and fill Existing 24" RCP with flowable grout	243.0 LF	$ 41.17	$ 10,004.31	$ 86.30	$ 20,970.90	$ 55.00	$ 13,365.00
TOTAL, UNIT H			**$ 60,054.31**		**$ 102,789.03**		**$ 69,202.50**
SUMMARY							
Unit A: Site Preparation & Mobilization			$ 102,489.70		$ 111,611.93		$ 191,474.00
Unit B: Detention Facilities			$ 79,468.00		$ 153,939.84		$ 122,033.80
Unit C: Storm Sewer System			$ 337,732.00		$ 303,646.54		$ 362,231.00
Unit D: Reinforced Concrete Paving			$ 117,759.00		$ 115,351.27		$ 196,530.60
Unit E: Storm Water Pollution Control			$ 25,100.00		$ 37,918.98		$ 50,100.00
Unit F: Disposal of Excess Utility Excavation			$ 40,200.00		$ 25,667.70		$ 34,471.50
Unit G: Trench Safety Plan			$ 1,200.00		$ 1,000.00		$ 300.00
Unit H: Extra Pay Items			$ 60,054.31		$ 102,789.03		$ 69,202.50
TOTAL BID			**$ 764,003.01**		**$ 851,925.29**		**$ 1,026,343.40**
Number of Calendar Days to Substantially Complete the Project: (Days)		45		60		60	
ALTERNATE UNIT D. ITEM 2 and 3							
1. Cement Stabilized Sand for Subgrade in Substitute to Hydrated Lime and Fly Ash. In accordance to Harris County specs and details.	873 SY	$ 14.85	$ 12,964.05	$ 21.75	$ 18,987.75	$ 10.85	$ 9,472.05

Harris County Municipal Utility District No. 132

Golf Villas of Atascocita Reserve
Drainage Improvements

Bid Tabulation
Bid Date: Thursday, June 18, 2026
BGE Job No. 15709-00

\\bgeinc\data2\00015709-00\LD-Single Phase\03 Constr\01 Bid Phase\01 Earthwork

Denotes Mathematical Errors

ITEM	QUANTITY & UNIT	GW Phillips Concrete UNIT COST	GW Phillips Concrete ITEM TOTAL	Elite Construction UNIT COST	Elite Construction ITEM TOTAL	Precise Services UNIT COST	Precise Services ITEM TOTAL
UNIT A: SITE PREPARATION & MOBILIZATION							
1. Site Preparation: to remove stumps, logs, vegetation, rubbish, debris, organic matter and other objectionable material per the specifications and geotechnical report (includes stripping existing topsoil; stockpiling topsoil; replacing topsoil over all disturbed areas unless otherwise instructed; and positive drainage for the entire site)	2 AC	$ 8,000.00	$ 16,000.00	$ 4,950.00	$ 9,900.00	$ 3,450.00	$ 6,900.00
2. Remove existing trees indicated per plans (includes disposal of said material at a location which the Contractor has a legal right and permission to dispose of said material)	10 EA	$ 1,500.00	$ 15,000.00	$ 2,430.00	$ 24,300.00	$ 2,000.00	$ 20,000.00
3. Proposed Access Road as indicated on Exhibit A (includes 6" thick crushed concrete all-weather access road with geogrid fabric)	1,383 SY	$ 26.00	$ 35,958.00	$ 34.00	$ 47,022.00	$ 41.50	$ 57,394.50
4. Remove existing concrete cart path and cart parking indicated on Exhibit B (includes disposal of said material at a location which the Contractor has a legal right and permission to dispose of said material)	875 SY	$ 14.00	$ 12,250.00	$ 27.00	$ 23,625.00	$ 13.00	$ 11,375.00
5. Furnish, Install and Maintain Traffic Control Devices and appurtenances, in accordance with the Texas Manual on Uniform Traffic Control Devices	1 LS	$ 3,800.00	$ 3,800.00	$ 33,000.00	$ 33,000.00	$ 12,000.00	$ 12,000.00

Harris County Municipal Utility District No. 132

Golf Villas of Atascocita Reserve
Drainage Improvements

Bid Tabulation
Bid Date: Thursday, June 18, 2026
BGE Job No. 15709-00

\\bgeinc\data2\00015709-00\LD-Single Phase\03 Constr\01 Bid Phase\01 Earthwork

Denotes Mathematical Errors

ITEM	QUANTITY & UNIT	GW Phillips Concrete UNIT COST	GW Phillips Concrete ITEM TOTAL	Elite Construction UNIT COST	Elite Construction ITEM TOTAL	Precise Services UNIT COST	Precise Services ITEM TOTAL
6. Site Restoration of construction activity areas (includes replacement of damaged irrigation systems caused during construction and fine grading to meet golf course specifications)	3 AC	$ 15,000.00	$ 45,000.00	$ 4,400.00	$ 13,200.00	$ 17,000.00	$ 51,000.00
7. Mobilization and Demobilization; 50% of total on First Pay Request and 50% of total on Last Pay Request	1 LS	$ 40,000.00	$ 40,000.00	$ 39,926.00	$ 39,926.00	$ 45,660.90	$ 45,660.90
TOTAL, UNIT A			**$ 168,008.00**		**$ 190,973.00**		**$ 204,330.40**
UNIT B: DETENTION FACILITIES							
1. Excavation as required to facilitate construction to the lines and grades of the detention basin as illustrated on the construction drawings (includes stripping of excavation and disposal area)	7,500 CY	$ 6.00	$ 45,000.00	$ 4.00	$ 30,000.00	$ 8.50	$ 63,750.00
2. OFF-SITE Disposal of Detention Basin as shown on Grading Plan Exhibit (includes hauling, proofrolling, spreading excavation, and compacting fill to within 95% of ASTM D698)	7,500 CY	$ 8.00	$ 60,000.00	$ 12.00	$ 90,000.00	$ 19.00	$ 142,500.00

Harris County Municipal Utility District No. 132

Golf Villas of Atascocita Reserve
Drainage Improvements

Bid Tabulation
Bid Date: Thursday, June 18, 2026
BGE Job No. 15709-00

\\bgeinc\data2\00015709-00\LD-Single Phase\03 Constr\01 Bid Phase\01 Earthwork

Denotes Mathematical Errors

ITEM	QUANTITY & UNIT	GW Phillips Concrete UNIT COST	GW Phillips Concrete ITEM TOTAL	Elite Construction UNIT COST	Elite Construction ITEM TOTAL	Precise Services UNIT COST	Precise Services ITEM TOTAL
3. Miscellaneous Items:							
a. Backslope swale where indicated on the construction drawings	606 LF	$ 7.00	$ 4,242.00	$ 11.00	$ 6,666.00	$ 13.00	$ 7,878.00
b. Type E-Inlet Backslope Interceptor (including 24" CMP Pipe)	2 EA	$ 11,500.00	$ 23,000.00	$ 10,125.00	$ 20,250.00	$ 16,500.00	$ 33,000.00
c. In-Stu Installation of Clay Liner for Wet Detention Pond (includes installing minimum 2-ft thick clay liner in detention pond as stated in geotechnical report and compacting fill to within 95% of ASTM D698 and lining of pond bottom and up to an elevation of 1-ft above static water surface elevation). Includes over-excavation of 2-ft of material to facilitate clay liner installation.	2,500 CY	$ 15.00	$ 37,500.00	$ 6.00	$ 15,000.00	$ 17.50	$ 43,750.00
TOTAL, UNIT B			**$ 169,742.00**		**$ 161,916.00**		**$ 290,878.00**
UNIT C: STORM SEWER SYSTEM							
1. Standard Type "C" Manhole:							
a. 18" - 42" R.C.P.	12 EA	$ 8,000.00	$ 96,000.00	$ 5,840.00	$ 70,080.00	$ 7,300.00	$ 87,600.00
2. R.C.P. Sewer (C-76, Cl. III, with rubber gasket joints) (all depths):							
a. 24" Pipe	193 LF	$ 100.00	$ 19,300.00	$ 165.00	$ 31,845.00	$ 125.00	$ 24,125.00
b. 36" Pipe	258 LF	$ 180.00	$ 46,440.00	$ 289.00	$ 74,562.00	$ 215.00	$ 55,470.00
c. 42" Pipe	746 LF	$ 240.00	$ 179,040.00	$ 299.00	$ 223,054.00	$ 280.00	$ 208,880.00

Harris County Municipal Utility District No. 132

Golf Villas of Atascocita Reserve
Drainage Improvements

Bid Tabulation
Bid Date: Thursday, June 18, 2026
BGE Job No. 15709-00

\\bgeinc\data2\00015709-00\LD-Single Phase\03 Const\01 Bid Phase\01 Earthwork

Denotes Mathematical Errors

ITEM	QUANTITY & UNIT	GW Phillips Concrete UNIT COST	GW Phillips Concrete ITEM TOTAL	Elite Construction UNIT COST	Elite Construction ITEM TOTAL	Precise Services UNIT COST	Precise Services ITEM TOTAL
3. Miscellaneous Items:							
a. Connect Prop. Manhole to Existing Storm Pipes	4 EA	$ 2,500.00	$ 10,000.00	$ 2,475.00	$ 9,900.00	$ 785.00	$ 3,140.00
b. Remove and Dispose of Existing 24" Pipe (includes removing two existing E-inlets and plugging existing 24" pipe. Disposal of said material at a location which the Contractor has a legal right and permission to dispose of said material)	50 LF	$ 100.00	$ 5,000.00	$ 132.00	$ 6,600.00	$ 45.00	$ 2,250.00
c. Remove and Dispose of Existing Type "C" Manhole (Disposal of said material at a location which the Contractor has a legal right and permission to dispose of said material)	3 EA	$ 1,500.00	$ 4,500.00	$ 2,200.00	$ 6,600.00	$ 775.00	$ 2,325.00
d. 5" Concrete Sloped Paving (includes 2' toe)	75 SY	$ 120.00	$ 9,000.00	$ 268.00	$ 20,100.00	$ 210.00	$ 15,750.00
e. 18" Thick Buried Rip-Rap	20 SY	$ 95.00	$ 1,900.00	$ 396.00	$ 7,920.00	$ 195.00	$ 3,900.00
f. 8" Restrained Joint Water Line Offset	1 EA	$ 12,000.00	$ 12,000.00	$ 13,740.00	$ 13,740.00	$ 8,800.00	$ 8,800.00
g. Manhole Blockout	6 EA	$ 1,000.00	$ 6,000.00	$ 660.00	$ 3,960.00	$ 735.00	$ 4,410.00
h. Trench Safety System	1,247 LF	$ 2.00	$ 2,494.00	$ 4.00	$ 4,988.00	$ 0.10	$ 124.70
TOTAL, UNIT C			**$ 391,674.00**		**$ 473,349.00**		**$ 416,774.70**

Harris County Municipal Utility District No. 132

Golf Villas of Atascocita Reserve
Drainage Improvements

Bid Tabulation
Bid Date: Thursday, June 18, 2026
BGE Job No. 15709-00

\\bgeinc\data2\00015709-00\LD-Single Phase\03 Constr\01 Bid Phase\01 Earthwork

Denotes Mathematical Errors

ITEM	QUANTITY & UNIT	GW Phillips Concrete UNIT COST	GW Phillips Concrete ITEM TOTAL	Elite Construction UNIT COST	Elite Construction ITEM TOTAL	Precise Services UNIT COST	Precise Services ITEM TOTAL
UNIT D: REINFORCED CONCRETE PAVING							
1. Subgrade Preparation (including proof-rolling, mixing stabilizer or scarifying and compaction to 95% of ASTM D 698)	873 SY	$ 9.00	$ 7,857.00	$ 19.00	$ 16,587.00	$ 6.80	$ 5,936.40
2. Hydrated Lime for Subgrade (7% by dry weight at 46 lb./SY)	12 TONS	$ 320.00	$ 3,840.00	$ 1,500.00	$ 18,000.00	$ 330.00	$ 3,960.00
3. Fly Ash for Subgrade (8% by dry weight at 53 lb./SY)	23 TONS	$ 320.00	$ 7,360.00	$ 450.00	$ 10,350.00	$ 150.00	$ 3,450.00
4. 6" Reinforced Concrete Pavement (includes tying into existing roadway pannels at the existing joints. Includes traffic buttons, thermoplastic striping & markings)	873 SY	$ 80.00	$ 69,840.00	$ 94.00	$ 82,062.00	$ 93.00	$ 81,189.00
5. Reinforced Concrete Curb	350 LF	$ 12.00	$ 4,200.00	$ 5.00	$ 1,750.00	$ 5.00	$ 1,750.00
6. Proposed concrete cart paths and cart parking indicated on Exhibit B (minimum required 4.5" thick concrete (3,500 PSI), reinforced #3 rebar placed 18" OCEW with 2" thick sand subgrade)	800 SY	$ 80.00	$ 64,000.00	$ 60.00	$ 48,000.00	$ 90.00	$ 72,000.00
7. Miscellaneous Items:							
a. Sawcut, Removal and Dispsosal of Existing Concrete Pavement with OFF-SITE disposal of said material at a location which the Contractor has a legal right and permission to dispose of said material.	873 SY	$ 18.00	$ 15,714.00	$ 38.00	$ 33,174.00	$ 15.50	$ 13,531.50
TOTAL, UNIT D			**$ 172,811.00**		**$ 209,923.00**		**$ 181,816.90**

Harris County Municipal Utility District No. 132

Golf Villas of Atascocita Reserve
Drainage Improvements

Bid Tabulation
Bid Date: Thursday, June 18, 2026
BGE Job No. 15709-00

\\bgeinc\data2\00015709-00\LD-Single Phase\03 Constr\01 Bid Phase\01 Earthwork

Denotes Mathematical Errors

ITEM	QUANTITY & UNIT	GW Phillips Concrete UNIT COST	GW Phillips Concrete ITEM TOTAL	Elite Construction UNIT COST	Elite Construction ITEM TOTAL	Precise Services UNIT COST	Precise Services ITEM TOTAL
UNIT E: STORM WATER POLLUTION CONTROL							
1. Enforcement and Maintenance of TPDES Requirements for Duration of Contract	1 LS	$ 3,000.00	$ 3,000.00	$ 2,220.00	$ 2,220.00	$ 1,000.00	$ 1,000.00
2. Stabilized Construction Exit (Spec. Item 1575)	2 LS	$ 4,000.00	$ 8,000.00	$ 3,600.00	$ 7,200.00	$ 1,000.00	$ 2,000.00
3. Concrete Truck Washout Area	1 EA	$ 800.00	$ 800.00	$ 4,200.00	$ 4,200.00	$ 1,000.00	$ 1,000.00
4. Inlet Protection Barrier - Stage I	2 EA	$ 100.00	$ 200.00	$ 90.00	$ 180.00	$ 125.00	$ 250.00
5. Inlet Protection Barrier - Stage II	6 EA	$ 150.00	$ 900.00	$ 120.00	$ 720.00	$ 100.00	$ 600.00
6. Sodding for Backslope Interceptor inlet protection	2 EA	$ 300.00	$ 600.00	$ 600.00	$ 1,200.00	$ 125.00	$ 250.00
7. Reinforced Filter Fabric Fence	2,800 LF	$ 2.25	$ 6,300.00	$ 4.00	$ 11,200.00	$ 1.85	$ 5,180.00
8. Broadcast Seed and Fertilize all areas disturbed by construction activity (Bermuda Grass TifTuf or 419)	3 AC	$ 1,800.00	$ 5,400.00	$ 5,400.00	$ 16,200.00	$ 1,250.00	$ 3,750.00
9. Street Sweeping per Weekly Schedule	8 WK	$ 800.00	$ 6,400.00	$ 1,238.00	$ 9,904.00	$ 1,500.00	$ 12,000.00
TOTAL, UNIT E			**$ 31,600.00**		**$ 53,024.00**		**$ 26,030.00**

Harris County Municipal Utility District No. 132

Golf Villas of Atascocita Reserve
Drainage Improvements

Bid Tabulation
Bid Date: Thursday, June 18, 2026
BGE Job No. 15709-00

\\bgeinc\data2\00015709-00\LD-Single Phase\03 Constr\01 Bid Phase\01 Earthwork

Denotes Mathematical Errors

ITEM	QUANTITY & UNIT	GW Phillips Concrete UNIT COST	GW Phillips Concrete ITEM TOTAL	Elite Construction UNIT COST	Elite Construction ITEM TOTAL	Precise Services UNIT COST	Precise Services ITEM TOTAL
UNIT F: DISPOSAL OF EXCESS UTILITY EXCAVATION							
1. OFF-SITE Disposal of Excess Utility Excavation as shown on Grading Plan Exhibit (includes site preparation of spoil areas; scarifying, compaction, and proof-rolling of spoil areas; hauling excavation; spreading fill; compacting fill to 95% of ASTM D698; and grading completed fill to assure positive drainage).	2,010 CY	$ 16.00	$ 32,160.00	$ 12.00	$ 24,120.00	$ 19.00	$ 38,190.00
TOTAL, UNIT F			**$ 32,160.00**		**$ 24,120.00**		**$ 38,190.00**
UNIT G: TRENCH SAFETY PLAN							
1. Design and submittal of Trench Safety plan for underground utilities; prepared and sealed by an engineer licensed by the State of Texas in accordance with the contract documents.	1 LS	$ 2,000.00	$ 2,000.00	$ 2,100.00	$ 2,100.00	$ 1,000.00	$ 1,000.00
TOTAL, UNIT G			**$ 2,000.00**		**$ 2,100.00**		**$ 1,000.00**
UNIT H: EXTRA PAY ITEMS							
1. Miscellaneous Excavation ($4.00 per CY minimum)	100 CY	$ 4.00	$ 400.00	$ 4.00	$ 400.00	$ 4.00	$ 400.00
2. Class "A" Reinforced Concrete (6-inch thick) ($20.00 per SY minimum)	50 SY	$ 20.00	$ 1,000.00	$ 20.00	$ 1,000.00	$ 20.00	$ 1,000.00
3. Bank Sand Backfill ($18.00 per CY minimum)	50 CY	$ 18.00	$ 900.00	$ 18.00	$ 900.00	$ 18.00	$ 900.00
4. Cement Stabilized Sand ($25.00 per CY minimum)	50 CY	$ 25.00	$ 1,250.00	$ 25.00	$ 1,250.00	$ 25.00	$ 1,250.00

Harris County Municipal Utility District No. 132

Golf Villas of Atascocita Reserve
Drainage Improvements

Bid Tabulation
Bid Date: Thursday, June 18, 2026
BGE Job No. 15709-00

\\bgeinc\data2\00015709-00\LD-Single Phase\03 Constr\01 Bid Phase\01 Earthwork

Denotes Mathematical Errors

ITEM	QUANTITY & UNIT	GW Phillips Concrete UNIT COST	GW Phillips Concrete ITEM TOTAL	Elite Construction UNIT COST	Elite Construction ITEM TOTAL	Precise Services UNIT COST	Precise Services ITEM TOTAL
5. Offsite Disposal of Unsuitable Material ($5.00 per CY minimum)	500 CY	$ 16.00	$ 8,000.00	$ 5.00	$ 2,500.00	$ 5.00	$ 2,500.00
6. Ground Water Dewatering. Well Point Dewatering System (installation, fuel and operation of well point system to lower groundwater to an elevation at least 3 feet below bottom of final grades called on the plans to facilitate construction of pond throughout duration of the project. This item includes operating the complete well pointing system for one, 24 hour period.	30 DAYS	$ 1,500.00	$ 45,000.00	$ 750.00	$ 22,500.00	$ 1,500.00	$ 45,000.00
7. Surface Water Dewatering. Pump areas holding water prior to, or during construction with one 8 inch (or greater) pump, including fuel and operation for the duration of project construction until completion ($25.00 per HR minimum)	250 HRS	$ 40.00	$ 10,000.00	$ 25.00	$ 6,250.00	$ 25.00	$ 6,250.00
8. Remove and replace damaged concrete sidewalks and cart paths due to construction activity (minimum required 4.5" thick concrete (3,500 PSI), reinforced #3 rebar placed 18" OCEW with 2" thick sand subgrade)	100 SY	$ 80.00	$ 8,000.00	$ 85.00	$ 8,500.00	$ 105.50	$ 10,550.00
9. Re-route existing 6" Irrigation line in conflict with detention pond foot print to be adjacent to the proposed pond along the eastern high bank of the pond. Includes cutting, plugging and abandoning existing 6" line. Golf Course to coordinate timing on isolating water line to turn off for new connection.	350 LF	$ 60.00	$ 21,000.00	$ 45.00	$ 15,750.00	$ 76.00	$ 26,600.00
10. Hydro-Mulch Seeding of disturbed areas on golf course due to construction activity; Areas Between Back of Curb and R.O.W.	3 AC	$ 2,600.00	$ 7,800.00	$ 3,250.00	$ 9,750.00	$ 2,500.00	$ 7,500.00

Harris County Municipal Utility District No. 132

Golf Villas of Atascocita Reserve
Drainage Improvements

Bid Tabulation
Bid Date: Thursday, June 18, 2026
BGE Job No. 15709-00

\\bgeinc\data2\00015709-00\LD-Single Phase\03 Constr\01 Bid Phase\01 Earthwork

Denotes Mathematical Errors

ITEM	QUANTITY & UNIT	GW Phillips Concrete UNIT COST	GW Phillips Concrete ITEM TOTAL	Elite Construction UNIT COST	Elite Construction ITEM TOTAL	Precise Services UNIT COST	Precise Services ITEM TOTAL
11. Plug and fill Existing 24" RCP with flowable grout	243.0 LF	$ 65.00	$ 15,795.00	$ 65.00	$ 15,795.00	$ 60.00	$ 14,580.00
TOTAL, UNIT H			**$ 119,145.00**		**$ 84,595.00**		**$ 116,530.00**
SUMMARY							
Unit A: Site Preparation & Mobilization			$ 168,008.00		$ 190,973.00		$ 204,330.40
Unit B: Detention Facilities			$ 169,742.00		$ 161,916.00		$ 290,878.00
Unit C: Storm Sewer System			$ 391,674.00		$ 473,349.00		$ 416,774.70
Unit D: Reinforced Concrete Paving			$ 172,811.00		$ 209,923.00		$ 181,816.90
Unit E: Storm Water Pollution Control			$ 31,600.00		$ 53,024.00		$ 26,030.00
Unit F: Disposal of Excess Utility Excavation			$ 32,160.00		$ 24,120.00		$ 38,190.00
Unit G: Trench Safety Plan			$ 2,000.00		$ 2,100.00		$ 1,000.00
Unit H: Extra Pay Items			$ 119,145.00		$ 84,595.00		$ 116,530.00
TOTAL BID			**$ 1,087,140.00**		**$ 1,200,000.00**		**$ 1,275,550.00**
Number of Calendar Days to Substantially Complete the Project: (Days)		60		50		60	
ALTERNATE UNIT D. ITEM 2 and 3							
1. Cement Stabilized Sand for Subgrade in Substitute to Hydrated Lime and Fly Ash. In accordance to Harris County specs and details.	873 SY	$ 36.00	$ 31,428.00	$ 30.00	$ 26,190.00	$ 35.25	$ 30,773.25

Harris County Municipal Utility District No. 132

Golf Villas of Atascocita Reserve
Drainage Improvements

Bid Tabulation
Bid Date: Thursday, June 18, 2026
BGE Job No. 15709-00

\\bgeinc\data2\00015709-00\LD-Single Phase\03 Constr\01 Bid Phase\01 Earthwork

Denotes Mathematical Errors

ITEM	QUANTITY & UNIT	CE Barker UNIT COST	CE Barker ITEM TOTAL	Loredo Equipment UNIT COST	Loredo Equipment ITEM TOTAL
UNIT A: SITE PREPARATION & MOBILIZATION					
1. Site Preparation: to remove stumps, logs, vegetation, rubbish, debris, organic matter and other objectionable material per the specifications and geotechnical report (includes stripping existing topsoil; stockpiling topsoil; replacing topsoil over all disturbed areas unless otherwise instructed; and positive drainage for the entire site)	2 AC	$ 25,000.00	$ 50,000.00	$ 3,375.50	$ 6,751.00
2. Remove existing trees indicated per plans (includes disposal of said material at a location which the Contractor has a legal right and permission to dispose of said material)	10 EA	$ 2,200.00	$ 22,000.00	$ 486.70	$ 4,867.00
3. Proposed Access Road as indicated on Exhibit A (includes 6" thick crushed concrete all-weather access road with geogrid fabric)	1,383 SY	$ 75.00	$ 103,725.00	$ 36.41	$ 50,355.03
4. Remove existing concrete cart path and cart parking indicated on Exhibit B (includes disposal of said material at a location which the Contractor has a legal right and permission to dispose of said material)	875 SY	$ 12.00	$ 10,500.00	$ 18.05	$ 15,793.75
5. Furnish, Install and Maintain Traffic Control Devices and appurtenances, in accordance with the Texas Manual on Uniform Traffic Control Devices	1 LS	$ 7,500.00	$ 7,500.00	$ 9,451.18	$ 9,451.18

Harris County Municipal Utility District No. 132

Golf Villas of Atascocita Reserve
Drainage Improvements

Bid Tabulation
Bid Date: Thursday, June 18, 2026
BGE Job No. 15709-00

\\bgeinc\data2\00015709-00\LD-Single_Phase\03_Constr\01_Bid_Phase\01_Earthwork

Denotes Mathematical Errors

ITEM	QUANTITY & UNIT	CE Barker UNIT COST	CE Barker ITEM TOTAL	Loredo Equipment UNIT COST	Loredo Equipment ITEM TOTAL
6. Site Restoration of construction activity areas (includes replacement of damaged irrigation systems caused during construction and fine grading to meet golf course specifications)	3 AC	$ 70,000.00	$ 210,000.00	$ 7,928.50	$ 23,785.50
7. Mobilization and Demobilization; 50% of total on First Pay Request and 50% of total on Last Pay Request	1 LS	$ 75,000.00	$ 75,000.00	$ 14,000.00	$ 14,000.00
TOTAL, UNIT A			**$ 478,725.00**		**$ 125,003.46**
UNIT B: DETENTION FACILITIES					
1. Excavation as required to facilitate construction to the lines and grades of the detention basin as illustrated on the construction drawings (includes stripping of excavation and disposal area)	7,500 CY	$ 14.00	$ 105,000.00	$ 4.80	$ 36,000.00
2. OFF-SITE Disposal of Detention Basin as shown on Grading Plan Exhibit (includes hauling, proofrolling, spreading excavation, and compacting fill to within 95% of ASTM D698)	7,500 CY	$ 31.00	$ 232,500.00	$ 7.50	$ 56,250.00

Harris County Municipal Utility District No. 132

Golf Villas of Atascocita Reserve
Drainage Improvements

Bid Tabulation
Bid Date: Thursday, June 18, 2026
BGE Job No. 15709-00

\\bgeinc\data2\00015709-00\LD-Single Phase\03 Constr\01 Bid Phase\01 Earthwork

Denotes Mathematical Errors

ITEM	QUANTITY & UNIT	CE Barker UNIT COST	CE Barker ITEM TOTAL	Loredo Equipment UNIT COST	Loredo Equipment ITEM TOTAL
3. Miscellaneous Items:					
a. Backslope swale where indicated on the construction drawings	606 LF	$ 10.00	$ 6,060.00	$ 9.20	$ 5,575.20
b. Type E-Inlet Backslope Interceptor (including 24" CMP Pipe)	2 EA	$ 13,000.00	$ 26,000.00	$ 3,030.10	$ 6,060.20
c. In-Stu Installation of Clay Liner for Wet Detention Pond (includes installing minimum 2-ft thick clay liner in detention pond as stated in geotechnical report and compacting fill to within 95% of ASTM D698 and lining of pond bottom and up to an elevation of 1-ft above static water surface elevation). Includes over-excavation of 2-ft of material to facilitate clay liner installation.	2,500 CY	$ 32.00	$ 80,000.00	$ 20.00	$ 50,000.00
TOTAL, UNIT B			**$ 449,560.00**		**$ 153,885.40**
UNIT C: STORM SEWER SYSTEM					
1. Standard Type "C" Manhole:					
a. 18" - 42" R.C.P.	12 EA	$ 5,800.00	$ 69,600.00	$ 6,650.00	$ 79,800.00
2. R.C.P. Sewer (C-76, Cl. III, with rubber gasket joints) (all depths):					
a. 24" Pipe	193 LF	$ 130.00	$ 25,090.00	$ 215.09	$ 41,512.37
b. 36" Pipe	258 LF	$ 210.00	$ 54,180.00	$ 309.29	$ 79,796.82
c. 42" Pipe	746 LF	$ 275.00	$ 205,150.00	$ 403.49	$ 301,003.54

Harris County Municipal Utility District No. 132

Golf Villas of Atascocita Reserve
Drainage Improvements

Bid Tabulation
Bid Date: Thursday, June 18, 2026
BGE Job No. 15709-00

\\bgeinc\data2\00015709-00\LD-Single Phase\03 Constr\01 Bid Phase\01 Earthwork

Denotes Mathematical Errors

ITEM	QUANTITY & UNIT	CE Barker UNIT COST	CE Barker ITEM TOTAL	Loredo Equipment UNIT COST	Loredo Equipment ITEM TOTAL
3. Miscellaneous Items:					
a. Connect Prop. Manhole to Existing Storm Pipes	4 EA	$ 2,400.00	$ 9,600.00	$ 1,931.11	$ 7,724.44
b. Remove and Dispose of Existing 24" Pipe (includes removing two existing E-inlets and plugging existing 24" pipe. Disposal of said material at a location which the Contractor has a legal right and permission to dispose of said material)	50 LF	$ 15.00	$ 750.00	$ 40.82	$ 2,041.00
c. Remove and Dispose of Existing Type "C" Manhole (Disposal of said material at a location which the Contractor has a legal right and permission to dispose of said material)	3 EA	$ 500.00	$ 1,500.00	$ 1,303.10	$ 3,909.30
d. 5" Concrete Sloped Paving (includes 2' toe)	75 SY	$ 130.00	$ 9,750.00	$ 204.10	$ 15,307.50
e. 18" Thick Buried Rip-Rap	20 SY	$ 140.00	$ 2,800.00	$ 439.60	$ 8,792.00
f. 8" Restrained Joint Water Line Offset	1 EA	$ 30,000.00	$ 30,000.00	$ 5,102.50	$ 5,102.50
g. Manhole Blockout	6 EA	$ 1,000.00	$ 6,000.00	$ 557.35	$ 3,344.10
h. Trench Safety System	1,247 LF	$ 0.01	$ 12.47	$ 14.13	$ 17,620.11
TOTAL, UNIT C			**$ 414,432.47**		**$ 565,953.68**

Harris County Municipal Utility District No. 132

Golf Villas of Atascocita Reserve
Drainage Improvements

Bid Tabulation
Bid Date: Thursday, June 18, 2026
BGE Job No. 15709-00

\\bgeinc\data2\00015709-00\LD-Single Phase\03 Constr\01 Bid Phase\01 Earthwork

Denotes Mathematical Errors

ITEM	QUANTITY & UNIT	CE Barker UNIT COST	CE Barker ITEM TOTAL	Loredo Equipment UNIT COST	Loredo Equipment ITEM TOTAL
UNIT D: REINFORCED CONCRETE PAVING					
1. Subgrade Preparation (including proof-rolling, mixing stabilizer or scarifying and compaction to 95% of ASTM D 698)	873 SY	$ 8.00	$ 6,984.00	$ 2.20	$ 1,920.60
2. Hydrated Lime for Subgrade (7% by dry weight at 46 lb./SY)	12 TONS	$ 400.00	$ 4,800.00	$ 580.90	$ 6,970.80
3. Fly Ash for Subgrade (8% by dry weight at 53 lb./SY)	23 TONS	$ 250.00	$ 5,750.00	$ 321.85	$ 7,402.55
4. 6" Reinforced Concrete Pavement (includes tying into existing roadway pannels at the existing joints. Includes traffic buttons, thermoplastic striping & markings)	873 SY	$ 120.00	$ 104,760.00	$ 119.32	$ 104,166.36
5. Reinforced Concrete Curb	350 LF	$ 6.00	$ 2,100.00	$ 61.23	$ 21,430.50
6. Proposed concrete cart paths and cart parking indicated on Exhibit B (minimum required 4.5" thick concrete (3,500 PSI), reinforced #3 rebar placed 18" OCEW with 2" thick sand subgrade)	800 SY	$ 90.00	$ 72,000.00	$ 113.04	$ 90,432.00
7. Miscellaneous Items:					
a. Sawcut, Removal and Dispsosal of Existing Concrete Pavement with OFF-SITE disposal of said material at a location which the Contractor has a legal right and permission to dispose of said material.	873 SY	$ 18.00	$ 15,714.00	$ 11.50	$ 10,039.50
TOTAL, UNIT D			**$ 212,108.00**		**$ 242,362.31**

Harris County Municipal Utility District No. 132

Golf Villas of Atascocita Reserve
Drainage Improvements

Bid Tabulation
Bid Date: Thursday, June 18, 2026
BGE Job No. 15709-00

\\bgeinc\data2\00015709-00\LD-Single Phase\03 Constr\01 Bid Phase\01 Earthwork

Denotes Mathematical Errors

ITEM	QUANTITY & UNIT	CE Barker UNIT COST	CE Barker ITEM TOTAL	Loredo Equipment UNIT COST	Loredo Equipment ITEM TOTAL
UNIT E: STORM WATER POLLUTION CONTROL					
1. Enforcement and Maintenance of TPDES Requirements for Duration of Contract	1 LS	$ 1,428.00	$ 1,428.00	$ 6,028.80	$ 6,028.80
2. Stabilized Construction Exit (Spec. Item 1575)	2 LS	$ 3,570.00	$ 7,140.00	$ 4,082.00	$ 8,164.00
3. Concrete Truck Washout Area	1 EA	$ 1,900.00	$ 1,900.00	$ 1,727.00	$ 1,727.00
4. Inlet Protection Barrier - Stage I	2 EA	$ 175.00	$ 350.00	$ 504.40	$ 1,008.80
5. Inlet Protection Barrier - Stage II	6 EA	$ 175.00	$ 1,050.00	$ 392.50	$ 2,355.00
6. Sodding for Backslope Interceptor inlet protection	2 EA	$ 850.00	$ 1,700.00	$ 753.60	$ 1,507.20
7. Reinforced Filter Fabric Fence	2,800 LF	$ 2.50	$ 7,000.00	$ 6.04	$ 16,912.00
8. Broadcast Seed and Fertilize all areas disturbed by construction activity (Bermuda Grass TifTuf or 419)	3 AC	$ 1,000.00	$ 3,000.00	$ 2,716.11	$ 8,148.33
9. Street Sweeping per Weekly Schedule	8 WK	$ 1,000.00	$ 8,000.00	$ 375.00	$ 3,000.00
TOTAL, UNIT E			**$ 31,568.00**		**$ 48,851.13**

Harris County Municipal Utility District No. 132

Golf Villas of Atascocita Reserve
Drainage Improvements

Bid Tabulation
Bid Date: Thursday, June 18, 2026
BGE Job No. 15709-00

\\bgeinc\data2\00015709-00\LD-Single Phase\03 Constr\01 Bid Phase\01 Earthwork

Denotes Mathematical Errors

ITEM	QUANTITY & UNIT	CE Barker UNIT COST	CE Barker ITEM TOTAL	Loredo Equipment UNIT COST	Loredo Equipment ITEM TOTAL
UNIT F: DISPOSAL OF EXCESS UTILITY EXCAVATION					
1. OFF-SITE Disposal of Excess Utility Excavation as shown on Grading Plan Exhibit (includes site preparation of spoil areas; scarifying, compaction, and proof-rolling of spoil areas; hauling excavation; spreading fill; compacting fill to 95% of ASTM D698; and grading completed fill to assure positive drainage).	2,010 CY	$ 31.00	$ 62,310.00	$ 15.22	$ 30,592.20
TOTAL, UNIT F			**$ 62,310.00**		**$ 30,592.20**
UNIT G: TRENCH SAFETY PLAN					
1. Design and submittal of Trench Safety plan for underground utilities; prepared and sealed by an engineer licensed by the State of Texas in accordance with the contract documents.	1 LS	$ 1,000.00	$ 1,000.00	$ 2,500.00	$ 2,500.00
TOTAL, UNIT G			**$ 1,000.00**		**$ 2,500.00**
UNIT H: EXTRA PAY ITEMS					
1. Miscellaneous Excavation ($4.00 per CY minimum)	100 CY	$ 15.00	$ 1,500.00	$ 14.91	$ 1,491.00
2. Class "A" Reinforced Concrete (6-inch thick) ($20.00 per SY minimum)	50 SY	$ 142.00	$ 7,100.00	$ 226.08	$ 11,304.00
3. Bank Sand Backfill ($18.00 per CY minimum)	50 CY	$ 22.00	$ 1,100.00	$ 59.66	$ 2,983.00
4. Cement Stabilized Sand ($25.00 per CY minimum)	50 CY	$ 35.00	$ 1,750.00	$ 141.30	$ 7,065.00

Harris County Municipal Utility District No. 132

Golf Villas of Atascocita Reserve
Drainage Improvements

Bid Tabulation
Bid Date: Thursday, June 18, 2026
BGE Job No. 15709-00

\\bgeinc\data2\00015709-00\LD-Single Phase\03 Constr\01 Bid Phase\01 Earthwork

Denotes Mathematical Errors

ITEM	QUANTITY & UNIT	CE Barker UNIT COST	CE Barker ITEM TOTAL	Loredo Equipment UNIT COST	Loredo Equipment ITEM TOTAL
5. Offsite Disposal of Unsuitable Material ($5.00 per CY minimum)	500 CY	$ 35.00	$ 17,500.00	$ 15.70	$ 7,850.00
6. Ground Water Dewatering. Well Point Dewatering System (installation, fuel and operation of well point system to lower groundwater to an elevation at least 3 feet below bottom of final grades called on the plans to facilitate construction of pond throughout duration of the project. This item includes operating the complete well pointing system for one, 24 hour period.	30 DAYS	$ 250.00	$ 7,500.00	$ 84,375.00	$ 2,531,250.00
7. Surface Water Dewatering. Pump areas holding water prior to, or during construction with one 8 inch (or greater) pump, including fuel and operation for the duration of project construction until completion ($25.00 per HR minimum)	250 HRS	$ 20.00	$ 5,000.00	$ 103.62	$ 25,905.00
8. Remove and replace damaged concrete sidewalks and cart paths due to construction activity (minimum required 4.5" thick concrete (3,500 PSI), reinforced #3 rebar placed 18" OCEW with 2" thick sand subgrade)	100 SY	$ 120.00	$ 12,000.00	$ 144.44	$ 14,444.00
9. Re-route existing 6" Irrigation line in conflict with detention pond foot print to be adjacent to the proposed pond along the eastern high bank of the pond. Includes cutting, plugging and abandoning existing 6" line. Golf Course to coordinate timing on isolating water line to turn off for new connection.	350 LF	$ 125.00	$ 43,750.00	$ 47.10	$ 16,485.00
10. Hydro-Mulch Seeding of disturbed areas on golf course due to construction activity; Areas Between Back of Curb and R.O.W.	3 AC	$ 3,570.00	$ 10,710.00	$ 3,768.00	$ 11,304.00

Harris County Municipal Utility District No. 132

Golf Villas of Atascocita Reserve
Drainage Improvements

Bid Tabulation
Bid Date: Thursday, June 18, 2026
BGE Job No. 15709-00

\\bgeinc\data2\00015709-00\LD-Single Phase\03 Constr\01 Bid Phase\01 Earthwork

Denotes Mathematical Errors

ITEM	QUANTITY & UNIT	CE Barker UNIT COST	CE Barker ITEM TOTAL	Loredo Equipment UNIT COST	Loredo Equipment ITEM TOTAL
11. Plug and fill Existing 24" RCP with flowable grout	243.0 LF	$ 110.00	$ 26,730.00	$ 69.08	$ 16,786.44
TOTAL, UNIT H			**$ 134,640.00**		**$ 2,646,867.44**
SUMMARY					
Unit A: Site Preparation & Mobilization			$ 478,725.00		$ 125,003.46
Unit B: Detention Facilities			$ 449,560.00		$ 153,885.40
Unit C: Storm Sewer System			$ 414,432.47		$ 565,953.68
Unit D: Reinforced Concrete Paving			$ 212,108.00		$ 242,362.31
Unit E: Storm Water Pollution Control			$ 31,568.00		$ 48,851.13
Unit F: Disposal of Excess Utility Excavation			$ 62,310.00		$ 30,592.20
Unit G: Trench Safety Plan			$ 1,000.00		$ 2,500.00
Unit H: Extra Pay Items			$ 134,640.00		$ 2,646,867.44
TOTAL BID			**$ 1,784,343.47**		**$ 3,816,015.62**
Number of Calendar Days to Substantially Complete the Project: (Days)		120		65	
ALTERNATE UNIT D. ITEM 2 and 3					
1. Cement Stabilized Sand for Subgrade in Substitute to Hydrated Lime and Fly Ash. In accordance to Harris County specs and details.	873 SY	$ 45.00	$ 39,285.00	$ 12.85	$ 11,218.05